

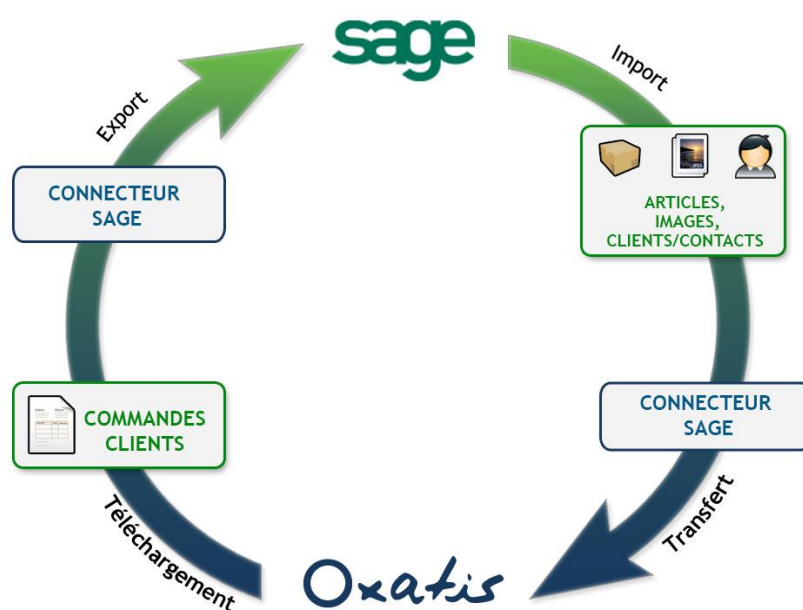
Oxatis DataPlug

For Windows XP®, Windows Vista®, Windows® 7 and Windows® 8

User Guide for the Sage 100 i7 Oxatis link

SQL Server Business Object Extension Pack

Version 6.91



Introduction

Welcome to the Sage user guide for Oxatis Link for Sage 100 i7

The Oxatis Link automatically exchanges data between your Sage business software and your e-Commerce site(s) for Sage SQL i7 100 (express or Server).

The first two introductory chapters will give you an overview of new features and provide general information on the Oxatis Link for Sage.

The Oxatis Link for Sage features are presented in order of their implementation, starting with the configuration, after which we will present the three exchange assistants: import articles, import customers to the Oxatis website and export online orders to your Sage Business Management software.

The final chapter discusses the advanced functions of the connector requiring special attention because of the complexity, or at least because of the large variety of management situations that may be met.

This guide was written to provide you a practical manual on how to work with the Oxatis Link on a daily basis. If any questions arise after reading this guide, or if you encounter any unforeseen problems, do not hesitate to contact our Support team. We are at your disposal seven days a week, all-year round to help you succeed in e-Commerce.

Regards,

The Oxatis team

Table of contents

Introduction	2
Table of contents.....	3
NEWS.....	5
1. General information on the Oxatis Link for Sage	10
2. Installation, update and backup	11
Installation.....	11
Updates	12
Backup	13
3. CONFIGURATION	13
Selecting the Sage 100 Trading i7 file	13
Automation with the Task Scheduler	14
4. Importing Sage Articles	18
Selecting articles and images in Sage 100	18
Viewing articles and images imported into the DataPlug	31
5. IMPORTING CUSTOMERS/CONTACTS SAGE	35
Selecting customers/contacts Sage 100	35
Viewing the customers / contacts imported in the DataPlug	42
6. EXCHANGING DATA WITH THE OXATIS SITE.....	44
Uploading images, items and users.....	44
Viewing the items and users imported on the site Oxatis.....	45
Connecting Sage price categories with Oxatis prices	47
Overview of customer orders in Oxatis	50
7. EXPORTING ORDERS TO SAGE	54
Exporting orders to Sage	55
Displaying orders in Sage Trading i7	62
Displaying new customers in Sage.....	68
8. ADVANCED CONNECTOR FUNCTIONS	73
Price management	73
General information on price management in Sage.....	73
Import articles and price categories.....	79
Customer import, customer discount, family discounts and special prices	84
Summary Oxatis / Sage prices	91
Parts list management.....	92
Parts list "Sales/assembly" fixed Sage Pack and fixed Oxatis Pack	92
Summary of the type article parts lists Oxatis and Sage	97
Language management	99

Currency Management.....	103
--------------------------	-----

NEWS

With the [Oxatis Link for Sage](#), you can perfectly integrate your online business with your Sage 100 Business Management software.

As Sage's exclusive e-Commerce partner, Oxatis experts have developed two specific links connecting Sage 100 i7 business software to your e-Commerce site and enabling for a full [B2B e-Commerce](#) integration with Sage 100 v8 i7.

The main innovations that will optimise your online business management:

Discount and pricing strategies

- Multi-pricing: Apply discounts, promotions and tailored pricing to multiple customers
- Discount strategies: Submit levels of tariffs and discounts (special price, discount per tariff category, applied discounts for article groups and customers).
- Prioritise discounts (discount per article, families, users, cumulative or cascading discounts)
- Purchasing price: Manage the pricing for your customers related to a purchasing center
- Discount type: Set various types of discounts (simple percentage, quantity discount, discount percentage on the amount ordered, net price, price before discount).

Synchronisation of manufacturing type products and compound articles (packs)

To meet your needs in B to B sales, the new Sage 100 Trading i7 v7.70 and i7 v8 Links allow for the creation of new compound articles (packs) which are automatically connected to your ERP:

- Parts list articles such as "Manufacture" or "Composed": your packs are managed as standard articles, simplifying entering quotes.
- Varying Packs with the catalogue configurator option: personalisation of content and pack value.

Improved analytical follow-up

To give you an accurate overview of your business activities, the Oxatis solution has added Sage 100 Trading i7 features to its Link

- Real Stock, available in the long run
- Single shop customer
- Order origins (store, Amazon, eBay) associated with Sage business codes
- Increased number of data to be associated (visible article, article order)



These developments appear on two levels: The Link uploads and transforms the data from Sage to Oxatis and from Oxatis to Sage, and at the level of the Oxatis Internet solution which is enriched with new data, features and algorithms.

The details of the changes are presented next.

Oxatis DataPlug v6.40: Bugfixes and new features

- ✓ Article import:
 - The characteristics or facets from the free fields in Sage will now take in account the chosen separator to set apart the different options per characteristic.
 - Images already present in the Dataplug will not be reimported.

Migration Sage eBusiness: The filter display of the migrated articles appears even when the descriptions import box is left unchecked.

d'Oxatis DataPlug v6.35: Bugfixes and new features

- Oxatis Link for Sage 100 ERP i7 v7.70 & v8.0
 - ✓ Articles Import :
 - Characteristics management:
 - The table for common language characteristics was deleted.
 - When not importing an article, the options become inaccessible.
 - ✓ Sage eBusiness :
 - Special characters were transformed: \$, %, ', -, @, ~, ', !, (,), ^, #, &, +, ;, =, [,], . and , and _ (underscore) to detect images and descriptions in HTML

Oxatis DataPlug v6.30: Bugfixes and new features

- Oxatis Link for Sage 100 ERP i7 v7.70 & v8.0
 - ✓ Articles import:
 - New characteristics management: It is now possible to associate one or more open fields from the articles table (Sage) to the characteristics (Oxatis) and for both there are two options
 - Or the characteristics value is the same in every language.
 - Or the characteristic values are different and need to be translated from the Oxatis Back office.
 - Unlimited choice of deposits
 - ✓ Order export:
 - The "state, region and province" fields can be associated to an open entry field of the Sage document.
 - ✓ The system will stop proposing the installation of the Business Object extension pack after this pack has been installed.
 - ✓ It is now possible to filter-out the to be migrated articles from Sage eBusiness in order to establish a grouped migration. Il est possible de filtrer les articles qui sont concernés par la migration Sage eBusiness et ainsi de réaliser la migration famille d'article par famille d'article.

Oxatis DataPlug v6.30: Bugfixes and new features:

- Oxatis Link for Sage 100 Trading i7 v7.70 & v8.0
 - ✓ Articles import:
 - New characteristics management: It is now possible to associate one or more open fields from the articles table (Sage) to the characteristics (Oxatis) and for both of them there are two options:
 - Or the characteristic value is the same in every language,
 - Or the characteristic value is different and needs to be translated from the Oxatis Back office.
 - Unlimited choice of warehouses
 - ✓ Export orders:
 - The "state, region and province" fields can be associated to an open entry field in the header of the Sage document.
 - ✓ The system will stop proposing the installation of the Business Object extension pack after this pack has been installed.

- ✓ It is now possible to filter-out the to be migrated articles from Sage eBusiness in order to establish a grouped migration. It is possible to filter the articles that are affected by the migration Sage eBusiness and so achieve the article migration by article family.

Oxatis DataPlug v6.00: new features:

- Oxatis Link for Sage 100 Trading i7 v8 **(New)**
New installation that loads the v6 business objects.
- Oxatis Link for Sage 100 Trading i7 v7.70 & v8.0
 - ✓ Import articles: possibility of assigning packaging to each of the 10 prices in Oxatis.
 - ✓ Export orders: It is possible to assign to the Oxatis orders separate centralising customer accounts for domestic sales, EU sales excluding tax, EU sales with tax and export sales.

Oxatis DataPlug v5.45: new features:

- Importing customers:
 - ✓ The VAT number in the fields is cleared before import.
 - ✓ Delivery addresses are ignored for countries which ISO code is not defined.

Oxatis DataPlug v5.14 : New Features

- Importing customers / articles: A new checkbox "View strikethrough prices" has been added to help manage the display of strikethrough prices regarding the discounts rules associated to special rates.
- Import articles: the checkbox "Do not apply any other discount on articles" becomes active on Oxatis when the price categories of Sage articles define discount rules with net prices.
- The maximum number of imported shipping addresses is increased to 50 addresses per customer.
- Exporting orders:
 - ✓ Delivery address creation in the Sage customer file: The fields "Supplement" and "Address" are no longer reversed.
 - ✓ The customer contact is included in the document information.

Oxatis DataPlug v5.11: New

- Importing articles: Only articles with a single VAT rate (plus environmental taxes) are imported.
 - ✓ Delivery address creation within Sage 100 customer files: The fields "Supplement" and "Address" are no longer reversed.

Oxatis DataPlug v5.1: Bugfixes and features

- Importing customers/contacts :
 - ✓ Possibility to choose to import customers and / or contacts and to filter the types of contacts.
 - ✓ You can import up to 25 shipping addresses for each of the contacts / customers.
 - ✓ Managing discount priorities for special rates: Discount per article or per family or customer discount, cumulative rebates or cascading discounts.
- Exporting orders:
 - ✓ A new checkbox has been added to allow the wizard to assign the warehouse to the client.
 - ✓ Involve the new articles created in the database Sage GC to an existing family.
 - ✓ Standard Oxatis payment methods will be associated with the payment method "Other" Sage.
- Bugfixes:
 - ✓ Special price recovery problem for a double range article.
 - ✓ Excluding articles with a negative price.

Oxatis DataPlug v5.0:

- Exporting orders:
 - ✓ Affect the customer's warehouse to the order
 - ✓ Association of standard payment method to "Other"
 - ✓ Attach new articles created in Sage to an existing family
 - ✓ Clear the association between Sage delivery options and Oxatis' delivery option
- Importing users:
 - ✓ import customers, contacts or both
 - ✓ Import additional delivery addresses for a customer
 - ✓ Selection of services attached to contacts
 - ✓ Prioritising the application of discounts (Discount articles, families, users, combined or cascading)

Oxatis DataPlug v4.97: Bugfixes and new features

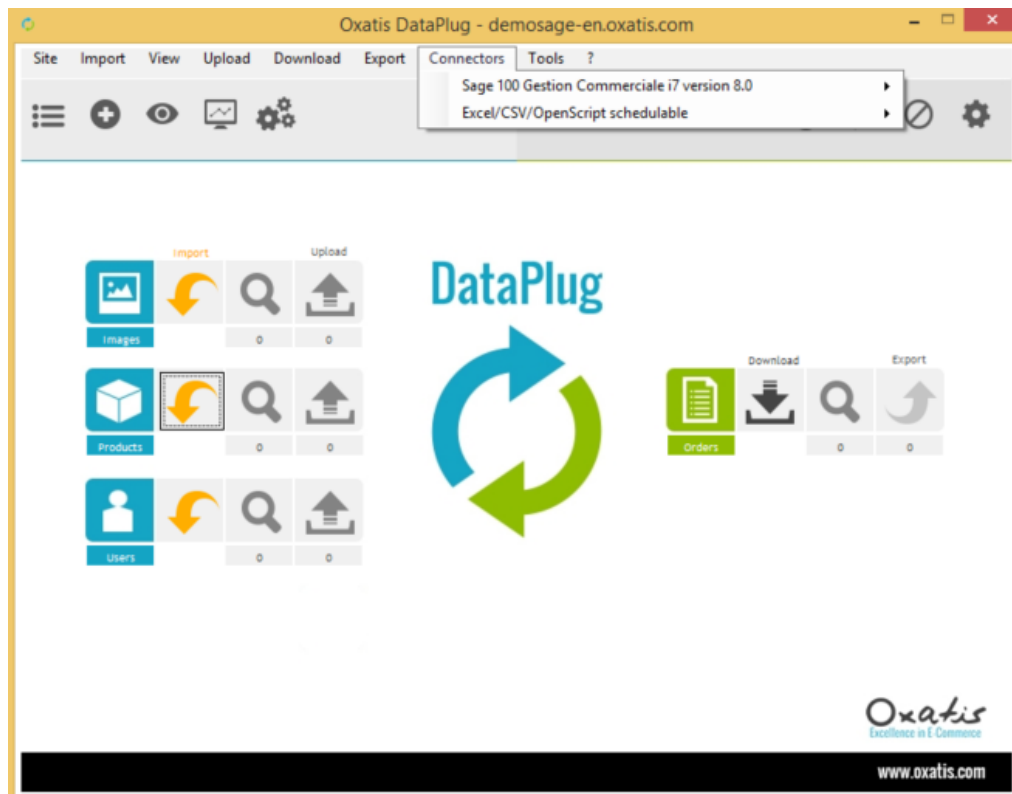
- New Backup and Restore function for the DataPlug including the database, images and all directories located in the C:\ProgramData\Oxatis\DATA.
- Task scheduler:
 - ✓ The tasks are executed in the following order:
 - Oxatis orders are downloaded
 - Orders are exported to Sage
 - Articles are imported from Sage
 - Articles are uploaded to Oxatis
 - Sage customers are imported
 - Customers are uploaded to Oxatis
- Importing articles:
 - ✓ New columns for the optional B to B mode:
 - Extension of existing prices, "Price 6 excl. Tax" to "Price 10 excl. Tax " and "Price 6 incl. Tax" to "Price 10 incl. Tax"
 - Extension of existing strikethrough prices "Strikethrough price 6 excl. Tax" to "Strikethrough price 10 excl. Tax " and "strikethrough price 6 incl. Tax" to "strikethrough price 10 incl. Tax"
 - "Rule discount rate 1" to "discount Price Rule 10 'option to enter the name of the discount rules for each of the prices (1-10).
 - ✓ Import articles parts list "Sales / assembly" or "Manufacturing".
 - ✓ New option to make web articles invisible for dormant articles.
 - ✓ Possibility of considering future stock.
 - ✓ Extension of linked price categories (up to 10 prices).
 - ✓ Importing rebate rules for each of the price categories.
- Importing users:
 - ✓ Import discounts by article family and special prices.
- Exporting orders:
 - ✓ Ability to generate text attributes in Sage order entry fields.
 - ✓ Sage Analytics: Linking orders and their source (Store, Facebook, Amazon, eBay, etc) with Sage business codes
 - ✓ Possibility to keep the same customer account in case of change of billing country.
 - ✓ Selecting the status of the document to generate ("Recorded", "Confirmed" or "To prepare" as standard or customised labels).
 - ✓ Creating articles in the Sage database is no longer active by default.
 - ✓ Creating articles with parts lists in the in Sage generated order.
 - ✓ Possibility to regroup store customers (excluding credit customers).
- Migrating from Sage e-Business:
 - ✓ Permits to fill the "Description" and "Long description" fields of Oxatis Articles from the html files in Sage e-Commerce.
 - ✓ The migration wizard offers the choice of the directory containing the HTML descriptions and the selecting of the level "cleaning" the HTML content.

- Minimum: Only the header of the HTML files is not recuperated. This option allows to keep the Sage e-Commerce format but can cause broken links or images.
- Partial: The images, links and scripts tags are removed.
- Complete: All HTML tags are removed, only the textual information is retained.
- ✓ Links the images used in Sage e-Commerce to Oxatis articles.
- ✓ The migration wizard offers the choice of the directory containing the images that will be associated with the article. The image creation process is identical to that which exists in the DataPlug.
- ✓ Articles which have descriptions and images in Sage e-Commerce can be pushed towards the Oxatis solution.

1. General information on the Oxatis Link for Sage

- **The DataPlug** is the tool which imports articles, user customers and orders between Oxatis e-Commerce and local files (.csv, .xml, .jpg). The Dataplug uses web services to communicate with the Oxatis e-Commerce site.
- Oxatis developed **the Sage 100 Trading Link** to propose a direct synchronisation of articles, customers and orders, using a Sage database to SQL Server or SQL Express. The Link integrates with the DataPlug menu to optimise the data upload. The technologies used to communicate with the Sage database are the Microsoft SQL Server and the Sage Business Object extension pack.
- The Link installation-guide and user-guide can be downloaded from the "Help" menu. ». They are also available at the following address:

<http://www.oxatis.com/Help/HelpCenter.asp?ActionID=512&TID=55267&MID=55254>



- A detailed user guide and installation guide are part of this manual.
- The DataPlug online helpfiles are complementary to this guide. You can access these files from your back office. You can also find them here:

<http://www.oxatis.com/Help/HelpCenter.asp?ActionID=512&TID=55267&MID=55254>



With this blue icon, you will find expert help and advice



This orange icon means: Be careful, this action may impact your Link.

2. Installation, update and backup

This chapter describes how to install the DataPlug and the Oxatis Link for Sage step by step.

Installation

- The Oxatis DataPlug installation requires **Microsoft.net Framework 4.0**
- **The Oxatis Link for Sage and the DataPlug require:**
 - ✓ The acquisition and installation of Oxatis **DataPlug for Sage 100 Trading i7 SQL Server version** ("OxatisDataPlugSetupFR.msi").
 - ✓ The acquisition and installation of the **Oxatis link** for Sage ("Oxatis_ConnecteurSage100vX_XX.msi").
 - ✓ Activation of Sage 100 Trading i7 with the **Business Objects extension pack** key provided by Sage (standard in the Sage 100 Enterprise versions and available in modular versions - Verification or modification is performed on the following path: "? > About i7 Trading: > Key ")
- **The configuration of the Oxatis DataPlug requires knowledge of:**
 - ✓ the location of the Sage software database(.GCM);
 - ✓ the access code and database password with sufficient rights to read and write data on articles, customers and orders;
 - ✓ the access code and password to the Oxatis e-commerce site;
 - ✓ ideally an image of a minimum of 600 pixels for each article description to be published on the site. Otherwise, it is also possible to integrate images from a photo directory.
- Run the installer DataPlug " **OxatisDataPlugSetupFR.msi** "
 - ✓ Accept the License Agreement.
 - ✓ Select installation folder
 - ✓ Select " **Just me** " if only the user session in progress can use the Dataplug, or if all users on the device will use the DataPlug, select " **Everybody** "



To share the database and to allow the change of user, prefer - **a remote desktop session** with an installation for " **Just me** ". This session can then alternately be used by several people who have access. It also allows the DataPlug, when the session is not stopped, to run in the background and continue to synchronise data exchange continuously with the task scheduler.

- **a shared PC** with an installation for " **Everybody** " allows access to the DataPlug from multiple Windows sessions on a single computer.

- Start Installation wizard for the Oxatis Link " **Oxatis_ConnecteurSage100vX_XX.msi** " :
 - ✓ Select installation folder
 - ✓ Choose the same access rights for DataPlug " **Just me** " or " **Everybody** "
 - ✓ Accept the Sage Business Objects installation



The installation order does not matter.

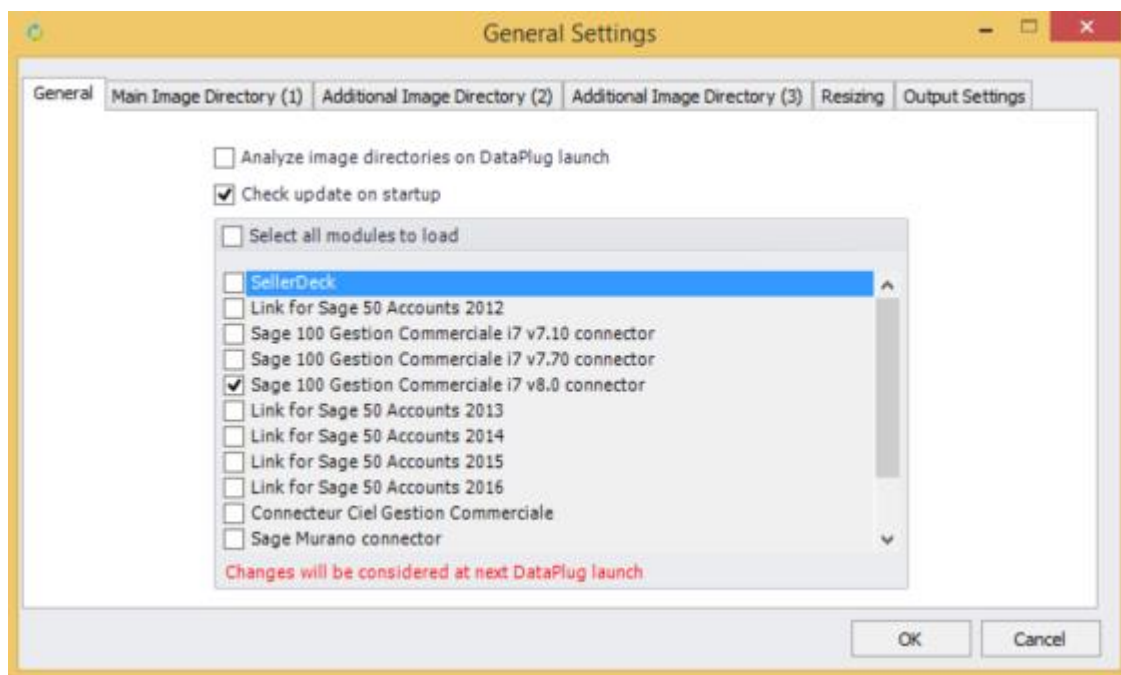
The installation of "Sage Business Objects " can be cancelled if the component is already installed on the computer. They must be in the correct version.

- A shortcut is created automatically on the user's desktop

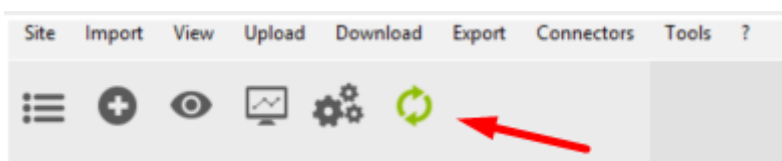
- Upon first use, it is advisable to start the DataPlug with right-click " **Run as Administrator** "From the list of Windows programs or the program location: e.g. (C: \ Program Files (x86) \ Oxatis \ DataPlug)
- [A summary of the prerequisites for the Link is available here](#)

Updates

- In **Tools>DataPlug> General settings** you can check the availability of any updates:



- If the option is activated an icon will appear, indicating the availability of an update, otherwise you must manually check in **Tools> Check for Oxatis DataPlug updates**:



- Clicking on the DataPlug icon automatically updates the DataPlug to its latest version.



Once the new version installed, it is recommended to use different import and export wizards to check the various configuration settings and discover the default settings of the newly available features.
It is recommended to select and activate the **Task Scheduler**.

Backup

It is important to periodically backup the database from the menu **Tools> DataPlug Database> Backup**.




The directory **C: \ProgramData \Oxatis** which contains in particular the database and user preferences, should ideally be integrated into a company's data backup plan.

Note the different customers / users and articles import settings and the order export settings. The update can affect some fields because of the arrival of new features.

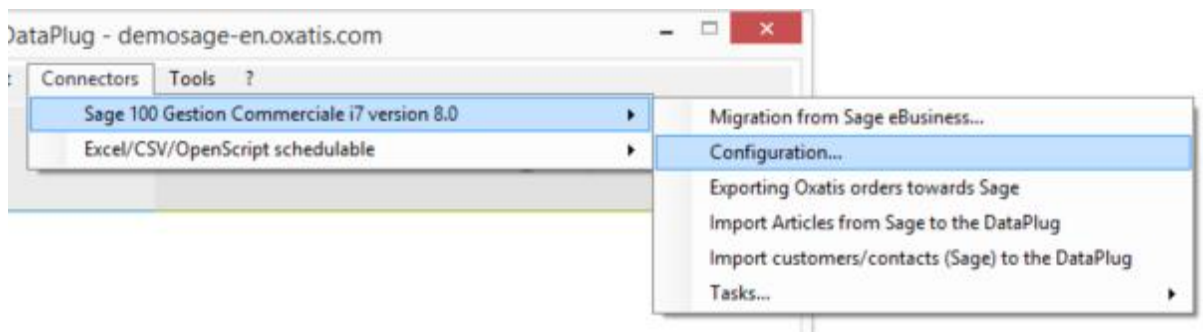
3. CONFIGURATION


Selecting the Sage 100 Trading i7 file

- Launch the DataPlug (a shortcut is automatically created on the desktop of the workstation during the installation phase). The program is also accessible from the list of Windows programs.

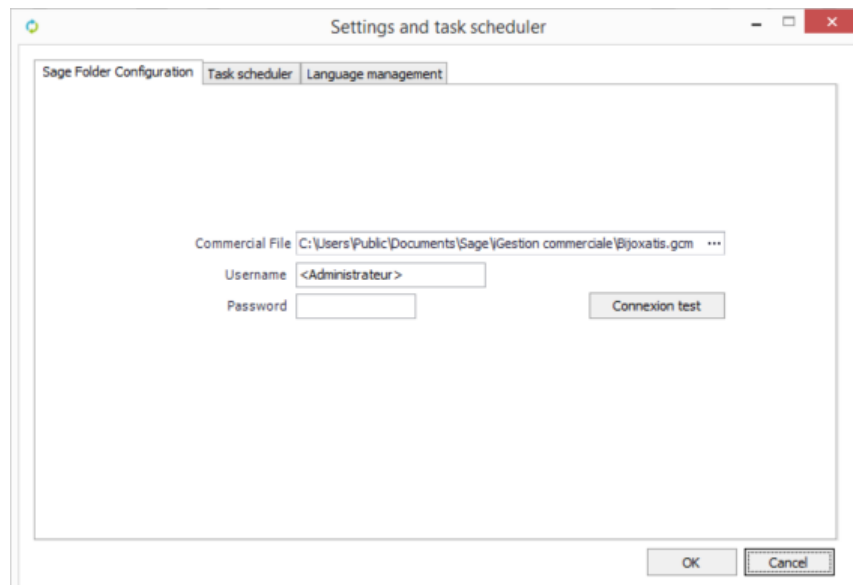


Choose **Configuration** in the menu **Links > Sage 100 Trading i7**



Enter the path of the trade file (*.GCM) for Sage i7 100 Commercial Management or click on the  button to locate it. You must also enter the username and password set in the Administrator folder and leave the password field open if the Trading folder wasn't customised.

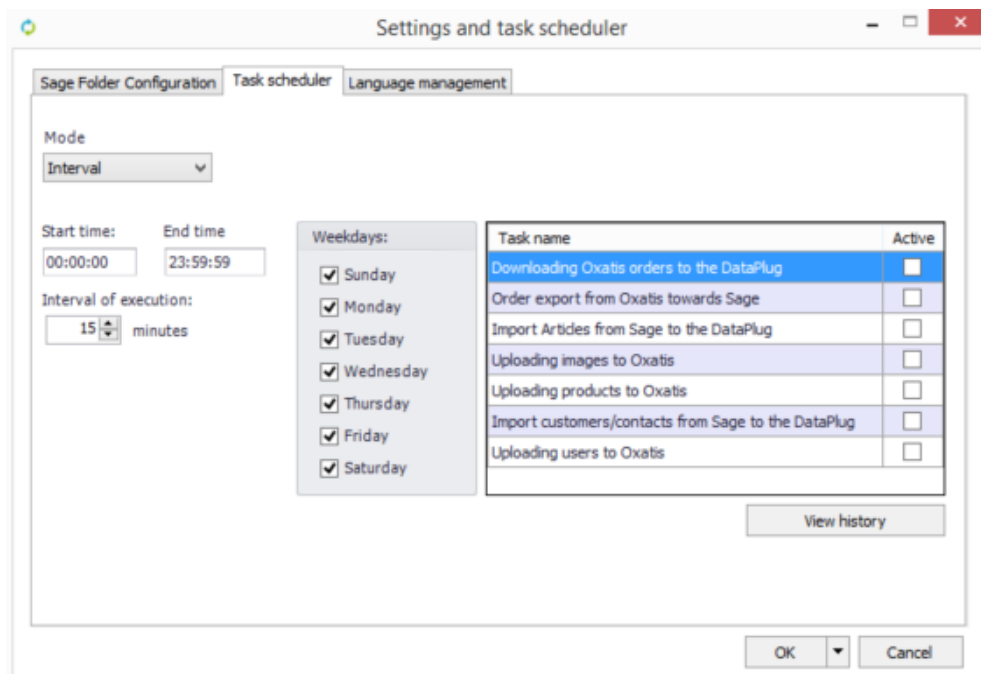
The button **Test Connection** will validate the connection setup in the Sage 100 Trading i7 folder.



Automation with the Task Scheduler

The operations presented in this manual such as the Sage data import, the data upload to Oxatis, downloading orders and exporting orders to Sage, are tasks that may be performed automatically with a programmed schedule.

To do this, choose **Connectors> Sage 100 Trading i7 8.0> Configuration** in the Dataplug menu, then select **Task Scheduler**.



In this tab, you can schedule automatic tasks.

This involves:

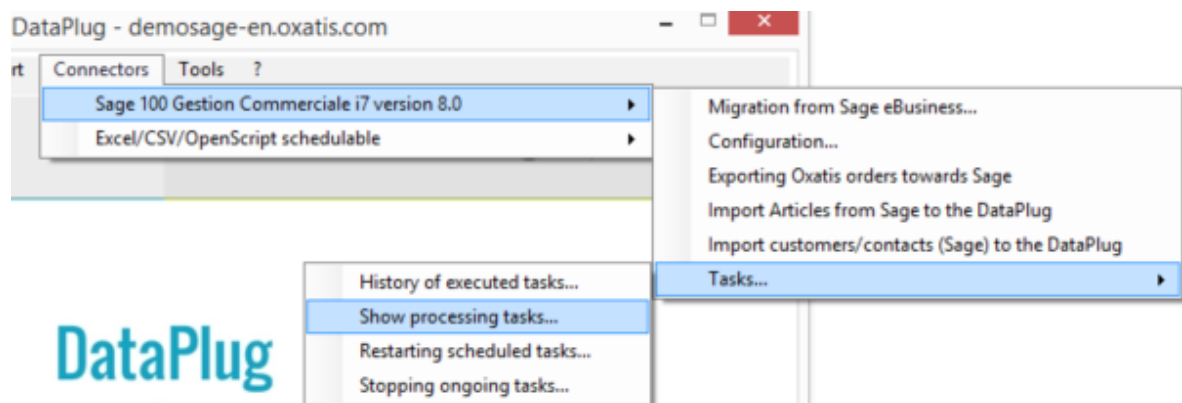
- ✓ Enabling at least one of the available tasks
- ✓ Enabling at least one day of the week
- ✓ Defining the delay (standard 24 hours)
- ✓ Defining an execution interval in minutes (standard 15 minutes)

By setting up the scheduler, the activated tasks will automatically run in the background.

Tasks are executed per predefined order:

- 1) The Oxatis orders are downloaded.
- 2) Oxatis orders are exported to Sage.
- 3) Sage articles are imported to the DataPlug.
- 4) Images are transferred to the Oxatis site.
- 5) Articles are uploaded to the Oxatis site.
- 6) Sage Customers / contacts are imported to the DataPlug.
- 7) Customers / contacts are uploaded to the Oxatis site.

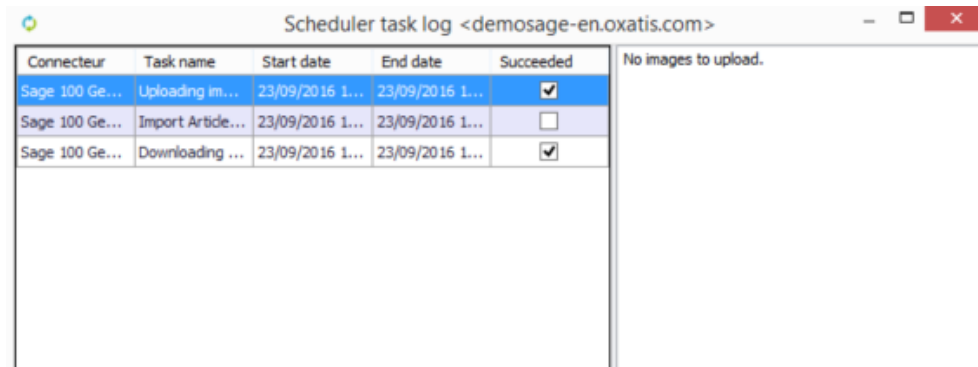
When the scheduler is running, you will find in the sub menu DataPlug **Tasks** in the option **Task Scheduler** the running tasks and the Task history.



Viewing the running tasks:

Connector Sage 100 i7: Tasks being executed <demosage-en.oxatis.co...>	
Task name	Running
Order export from Oxatis towards Sage	
Import Articles from Sage to the DataPlug	
Uploading images to Oxatis	
Uploading products to Oxatis	
Import customers/contacts from Sage to the DataPlug	
Uploading users to Oxatis	
Downloading Oxatis orders to the DataPlug	

Viewing executed task history:



Connecteur	Task name	Start date	End date	Succeeded
Sage 100 Ge...	Uploading in...	23/09/2016 1...	23/09/2016 1...	<input checked="" type="checkbox"/>
Sage 100 Ge...	Import Article...	23/09/2016 1...	23/09/2016 1...	<input type="checkbox"/>
Sage 100 Ge...	Downloading ...	23/09/2016 1...	23/09/2016 1...	<input checked="" type="checkbox"/>

No images to upload.

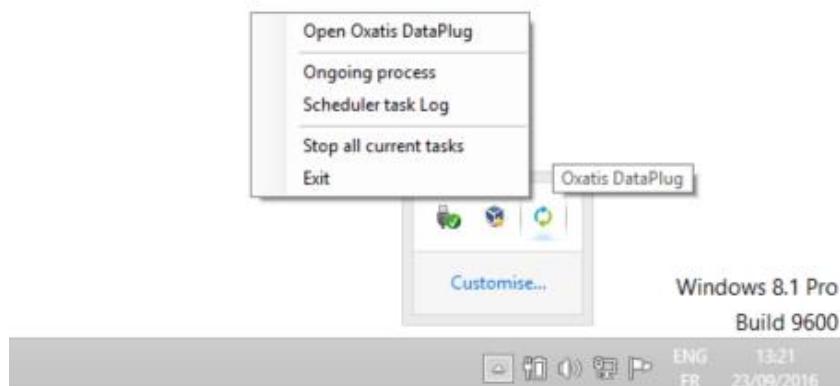


It is possible to close the DataPlug by clicking on the "x" in the main application window and leave it running in the background. An icon will appear in the Windows task bar.





Right click on the DataPlug icon to:

- open the DataPlug
- exit the application



4. Importing Sage Articles

Selecting articles and images in Sage 100

1. The Link for Sage proposes to upload articles with the following criteria:
 - ✓ The parameter "**Published on the Website**" must be checked.
 - ✓ The "shut down" articles in Sage, are not "visible" on the Oxatis site if the option is checked.
 - ✓ "sales parts list / assembly" articles including a maximum of 10 components in varying quantities.
 - ✓ Articles with a maximum tax rate corresponding to the VAT and a tax rate / related article corresponding to the WEEE or environmental taxes
-  2. The connector does not upload these articles or parameters:
 - ✓ The type of articles "sales parts list assembly" and "linked article" (excluding management products WEEE)
 - ✓ articles that use the same range title in range1 and range2
 - ✓ Articles with more than one packaging and their specific rates
 - ✓ The options "Calculate the selling price / cost price", "sale debit", "charge / net weight"
3. Pricing for articles on the site can take in account:
 - ✓ The discount rate of the customer file
 - ✓ The customer's discount rate on article families
 - ✓ Price and discount rate for the price category of the customer
 - ✓ Price and customer article discount rate (special price)
-  4. Pricing of the following articles are not supported:
 - ✓ The discount rate of different rate categories entered at the article family
5. Below is the list of Oxatis fields associated with the Sage Link:

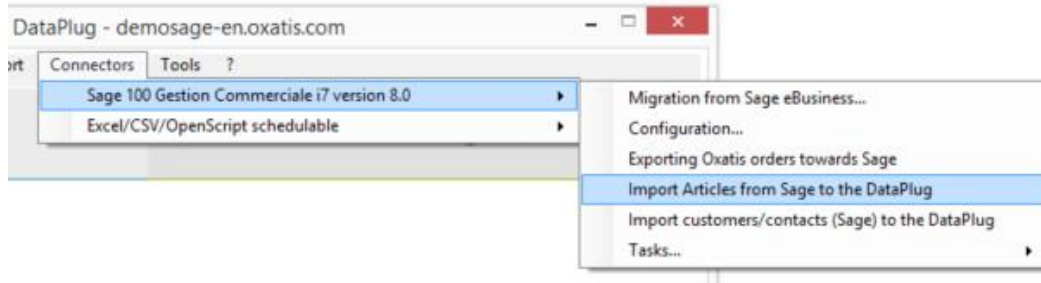
6.


Oxatis	Sage 100 Trading i7	Association automatique	Association manuelle
Item Code	Reference	✓	
Name	Article name	✓	
Name of the first category	Choice in the DataPlug		✓
Name of the second category	Choice in the DataPlug		✓
Name of the third category	Choice in the DataPlug		✓
1 st option type	Title 1 st range type associated with the article.	✓	
2 nd option type	Title 2 nd range type associated with the article.	✓	
Name of the 1 st option	Title of this item in the 1 st range.	✓	
Name of the 2 nd option	Title of this item in the 2 nd range.	✓	
Code of the 1 st option	Internal number for the item in the 1 st range.	✓	
Code of the 2 nd option	Internal number for the item in the 2 nd range.	✓	
Stock Quantity	Quantity in the selected warehouse.	✓	
Quantity alert	Minimum quantity of the selected warehouse.	✓	
VAT rate	Rates associated with Tax Code 1, Tax Code 2 or tax code 3.	✓	
Description	The glossaries connected to the article or the selection of a column of the article table (the free information fields).		✓
Detailed description	The glossaries connected to the article or the selection of a column of the article table (the free information fields).		✓
Delay availability	Delivery Time	✓	
Environmental tax	Choice of a tax category corresponding to environmental tax or selecting a column of the table section (the free information fields).		✓
Price 1 excl. VAT	Choose from one of the 32 price categories.		✓
Price 1 incl. VAT	Choose from one of the 32 price categories.		✓
Price 2 excl. VAT	Choose from one of the 32 price categories.		✓
Price 2 incl. VAT	Choose from one of the 32 price categories.		✓
Price 3 excl. VAT	Choose from one of the 32 price categories.		✓
Price 3 incl. VAT	Choose from one of the 32 price categories.		✓
Price 4 excl. VAT	Choose from one of the 32 price categories.		✓
Price 4 incl. VAT	Choose from one of the 32 price categories.		✓
Price 5 excl. VAT	Choose from one of the 32 price categories.		✓
Price 5 incl. VAT	Choose from one of the 32 price categories.		✓
Price 6 excl. VAT	Choose from one of the 32 price categories.		✓
Price 6 incl. VAT	Choose from one of the 32 price categories.		✓
Price 7 excl. VAT	Choose from one of the 32 price categories.		✓
Price 7 incl. VAT	Choose from one of the 32 price categories.		✓
Price 8 excl. VAT	Choose from one of the 32 price categories.		✓
Price 8 incl. VAT	Choose from one of the 32 price categories.		✓
Price 9 excl. VAT	Choose from one of the 32 price categories.		✓
Price 9 incl. VAT	Choose from one of the 32 price categories.		✓
Price 10 excl. VAT	Choose from one of the 32 price categories.		✓
Price 10 incl. VAT	Choose from one of the 32 price categories.		✓
Weight	Gross or net weight when <i>billing / weight net</i> in the article file.	✓	
Main image	Note: weight is expressed in grams.		✓
Main Image	Image file name associated with the article file.		✓
Small picture (Thumbnail)	Image file name associated with the article file.		✓
Brand	Choosing a column in the article table (free information field).		✓
Page title (tag <TITLE>)	Choosing a column in the article table (free information field).		✓
Description (META description)	Choosing a column in the article table (free information field).		✓
Keywords (META keywords)	Choosing a column in the article table (free information field).		✓
Cost Excl. VAT handling additional copies	Choosing a column in the article table (free information field).		✓
Handling Cost excl. VAT 1st copy	Choosing a column in the article table (free information field).		✓
Height	Choosing a column in the article table (free information field).		✓
Width	Choosing a column in the article table (free information field).		✓
Length	Choosing a column in the article table (free information field).		✓
Show this item even if it is unavailable	Choosing a column in the article table (free information field).		✓
Suggest this item even if it is unavailable	Choosing a column in the article table (free information field).		✓
Show availability delay	Choosing a column in the article table (free information field).		✓
Reason of the unavailability	Choosing a column in the article table (free information field).		✓
Display an alert when the item is in stock	Choosing a column in the article table (free information field).		✓
Show stock level	Choosing a column in the article table (free information field).	✓	
EAN code	Barcode	✓	
Packaging (Price 1)	Packaging		✓
Packaging (Price 2)	Choosing a column in the article table (free information field).		✓
Packaging (Price 3)	Choosing a column in the article table (free information field).		✓
Packaging (Price 4)	Choosing a column in the article table (free information field).		✓
Packaging (Price 5)	Choosing a column in the article table (free information field).		✓
Packaging (Price 6)	Choosing a column in the article table (free information field).		✓
Packaging (Price 7)	Choosing a column in the article table (free information field).		✓
Packaging (Price 8)	Choosing a column in the article table (free information field).		✓
Packaging (Price 9)	Choosing a column in the article table (free information field).		✓
Packaging (Price 10)	Choosing a column in the article table (free information field).		✓
Cost excl. VAT	Choosing a column in the article table (free information field).		✓
Article Status	Choosing a column in the article table (free information field).		✓
Visible	0 to 3 (0 = unknown, 1 = new, 2 = second-hand 3 = refurbished)		✓
Warranty in months	Choosing a column in the article table (free information field).		✓
Visible	Choosing a column in the article table (free information field).		✓
Prix barré 2 HT	Or otherwise depends on the dormant state		✓
Strikethrough price 1 excl. VAT	Choosing a column in the article table (free information field).		✓
Strikethrough price 1 incl. VAT	Choosing a column in the article table (free information field).		✓
Strikethrough price 2 excl. VAT	Choosing a column in the article table (free information field).		✓
Strikethrough price 2 incl. VAT	Choosing a column in the article table (free information field).		✓
Strikethrough price 3 excl. VAT	Choosing a column in the article table (free information field).		✓
Strikethrough price 3 incl. VAT	Choosing a column in the article table (free information field).		✓
Strikethrough price 4 excl. VAT	Choosing a column in the article table (free information field).		✓
Strikethrough price 4 incl. VAT	Choosing a column in the article table (free information field).		✓
Strikethrough price 5 excl. VAT	Choosing a column in the article table (free information field).		✓
Strikethrough price 5 incl. VAT	Choosing a column in the article table (free information field).		✓
Strikethrough price 6 excl. VAT	Choosing a column in the article table (free information field).		✓
Strikethrough price 6 incl. VAT	Choosing a column in the article table (free information field).		✓

Strikethrough price 7 excl. VAT	Choosing a column in the article table (free information field).	✓
Strikethrough price 7 incl. VAT	Choosing a column in the article table (free information field).	✓
Strikethrough price 8 excl. VAT	Choosing a column in the article table (free information field).	✓
Strikethrough price 8 incl. VAT	Choosing a column in the article table (free information field).	✓
Strikethrough price 9 excl. VAT	Choosing a column in the article table (free information field).	✓
Strikethrough price 9 incl. VAT	Choosing a column in the article table (free information field).	✓
Strikethrough price 10 excl. VAT	Choosing a column in the article table (free information field).	✓
Strikethrough price 10 incl. VAT	Choosing a column in the article table (free information field).	✓
WebBlock name for the description	Choosing a column in the article table (free information field).	✓
WebBlock name for a detailed description	Choosing a column in the article table (free information field).	✓
MPN	Choosing a column in the article table (free information field).	✓
External URL	Choosing a column in the article table (free information field).	✓
Features	Choosing a column in the article table (free information field).	✓
Related Articles	Choosing a column in the article table (free information field).	✓
Article addition to	Choosing a column in the article table (free information field).	✓
Lower range of articles	Choosing a column in the article table (free information field).	✓
Superior range of articles	Choosing a column in the article table (free information field).	✓

7. The article import wizard proposes two options:

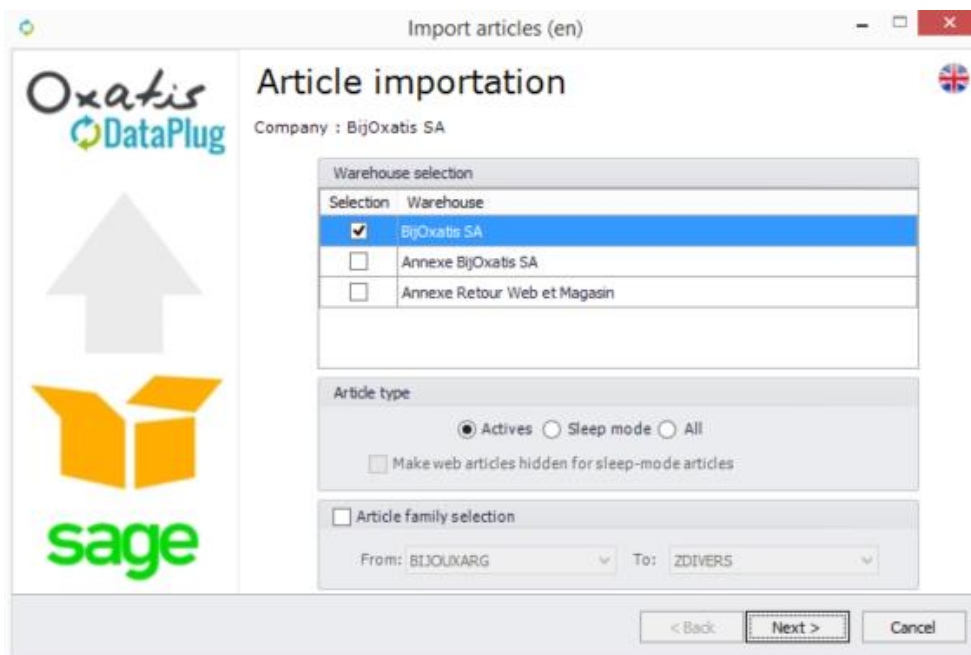
Choose from the menu **Connectors / Sage Trading i7** DataPlug the option **Import articles**.
A wizard will appear and guide you through the setup of the to be imported data.



 It is advisable to import articles before importing customers.
Only customers associated with price categories selected at the article importation are processed. Adding price categories or a changing the order in which Oxatis prices are associated are considered.

Step 1 - You can select:

- The different warehouses to which the articles you wish to import belong to (the stock of selected deposits will be accumulated for each article. This is the amount that it will be possible to order online).
- The type of article: **active**, shut **down** or **all**.
Articles that are shut down by default will be visible on the Oxatis site unless the box "Make shut down web articles invisible" is checked.
- The families of products that will be imported (by default all families are considered).



Step 2- It is possible to also:

- Ignore the **published parameters on the e-Commerce site**.
- Enter a range of article codes and / or select a data range from a free field of the article table in Sage.
 - The entered articles codes must exist (the wildcard Character is not supported, as full article codes must be provided).
 - The codes must be entered in alphabetical order (Ex. From AAA to BBB).

In the following example, all active sections of the Sage database with the option "Published on the e-Commerce site" will be included in the Oxatis DataPlug database.

Step 3 - It is possible to also:

- consider the articles whose stock of the selected warehouse is available.
- To automatically associate the packaging on different prices checked only if the tab **Packaging** the master record in the Sage software includes a single element.
- To choose between **Real Stock**, the **Available stock** and **Forward Stock**.
The available stock and stock futures are as defined in the documentation of Sage software:

Available stock = Real Stock - Stock prepared - Stock booked (countermark) + Stock commissioned (countermark)

Forward stock = Real Stock + Quantity Ordered from supplier - customer reserved Quantity - Quantity prepared for the customer Order *The forward stock is the stock remaining after all received supplier deliveries and all delivered customer orders*.

Theoretical stock = Real Stock - Quantity ordered by customer + Quantity ordered from supplier.

Step 4 - It is possible to:

- For each of the 10 Oxatis prices (5 standard and 10 with the B2B pack), you can assign, via a drop-down list, one of the 32 price categories defined in the Sage software.
- For each of the 10 Oxatis strikethrough prices (5 standard and 10 with the B2B pack), you can assign, via a drop-down list, one of the 32 Price categories defined in the Sage software.
- Import discount rules for each of the price categories in Sage
- Check "Display strikethrough prices " to make the discount visible. In this case the original price will be crossed out and the new promotional price will appear next to it. If you do not check the box below, the original price will simply be replaced by the promotional price.



Using Oxatis strikethrough prices can be very useful specially to display the price to a customer that has a lower price, but no discount on its price category. In the case of a % discount or special prices for customers of a price category, it is not useful to associate strikethrough prices. The applicable discount rate for the customer is directly applied.



For every change in price association at the time of article importation, customers must be imported again so that they have the new price.

Step 5 - There are three possibilities to combine the categories of Oxatis articles (items)

- Creating an Oxatis category tree using the 4 catalogue levels available in Sage.
- Assigning an Oxatis category (at the same level without using a tree structure) for each of the 4 levels in the catalogue.
- Creating a category of Oxatis articles (items) from the Sage article families (product pages).

You can skip this step to associate three article categories to other information on the article sheet later.

Step 6 - The Oxatis site allows the end user to filter articles on certain technical criteria or characteristics. This navigation can rely on free information fields (such as text or table only) indicated in each article description.

To import it is necessary to check "Import characteristics"

- It is possible to combine each free field (Sage) with one or more characteristics in the Oxatis sites, which will be displayed at the article description.
- It is possible to define whether the value of the characteristics have to be translated on the Oxatis site or not.

For example: A colour characteristic, which has "Red" as a value:

It will be necessary to translate the value "Red" into different languages on the Oxatis site.

Translate the characteristics in "Commerce > Options Types and select the characteristic you wish to translate. Modify and change the values in the "Edit article types" column.



Before you can translate the characteristic's value, you must first import it in the in the main language to the Oxatis site.



The "public name option type" can also be translated without further impact because the DataPlug is selects the internal name of the characteristic.

Free field (Sage)	Assign a Characteristic (Oxatis)	The characteristic needs a translation
FACET_POPULARITÉ	<input checked="" type="checkbox"/>	<input type="checkbox"/>
FACET_ACTUALITÉ	<input checked="" type="checkbox"/>	<input type="checkbox"/>
FACET_H/F	<input checked="" type="checkbox"/>	<input type="checkbox"/>
FACET_MATIÈRE	<input checked="" type="checkbox"/>	<input type="checkbox"/>
FAMILLE WEB	<input type="checkbox"/>	<input type="checkbox"/>
VISIBLE	<input type="checkbox"/>	<input type="checkbox"/>
POSITION	<input type="checkbox"/>	<input type="checkbox"/>
MARQUE COMMERCIALE	<input type="checkbox"/>	<input type="checkbox"/>
ARTICLE(S) COMPLÉMENTAIRE(S)	<input type="checkbox"/>	<input type="checkbox"/>
ARTICLE(S) DE GAMME <	<input type="checkbox"/>	<input type="checkbox"/>
ARTICLE(S) DE GAMME >	<input type="checkbox"/>	<input type="checkbox"/>
FACET_NOMBRE DE MARQUAGE(S)	<input checked="" type="checkbox"/>	<input type="checkbox"/>
FACET_TYPE DE STYL	<input checked="" type="checkbox"/>	<input type="checkbox"/>



You can import multiple characteristics per Sage free field, this requires separating each characteristic value with the predefined separator used in the article upload, which is ";" by default.

If a value is found to be invalid, it will not be imported.

Step 7 - Associating the VAT rate to Environmental taxes

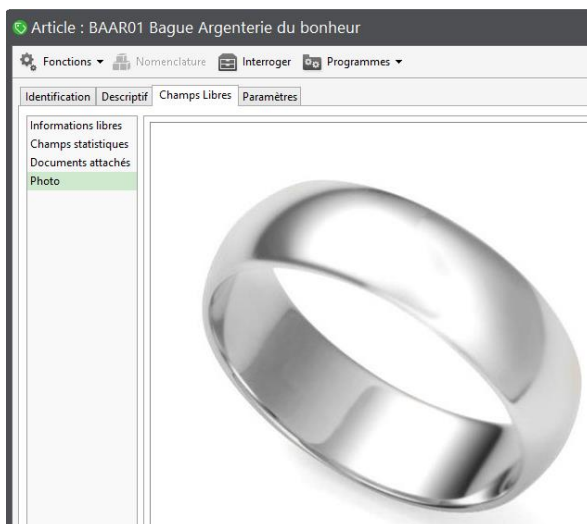
- The Oxatis site applies the VAT rate for each of its countries based on the category selected in Accounting. Prices in Oxatis are based on excl. VAT rates. Associating the VAT rate with the chosen accounting allows the system to calculate the excl. VAT price when entering a incl. VAT price.
- It is possible to assign the environmental tax linked to articles (see chapter 8 Management of the environmental tax) or tax rates selected from all taxes collected and type Quantity U in Sage.
- Only articles with a single VAT (+ possible environmental tax) rate are imported.



The final step of this wizard allows you to link other information to the article description page (Sage) in the environmental tax field (Oxatis).

Step 8 - The two descriptions of the article / item (Oxatis) may be associated with glossaries attached to article sheets (in detail article Sage> Description> Glossary) with the possibility to mention a validity period. You can also disable the automatic association of the article's name and family to associate other article table columns, in a later step of this wizard.

Step 9 - The image associated with the Sage article sheets can be retrieved from the OXATIS site. The image format can be kept or may be automatically adapted to customised or recommended dimensions for the site. If it is of sufficient quality, the same image can be used to generate the main image, thumbnail and zoom image.

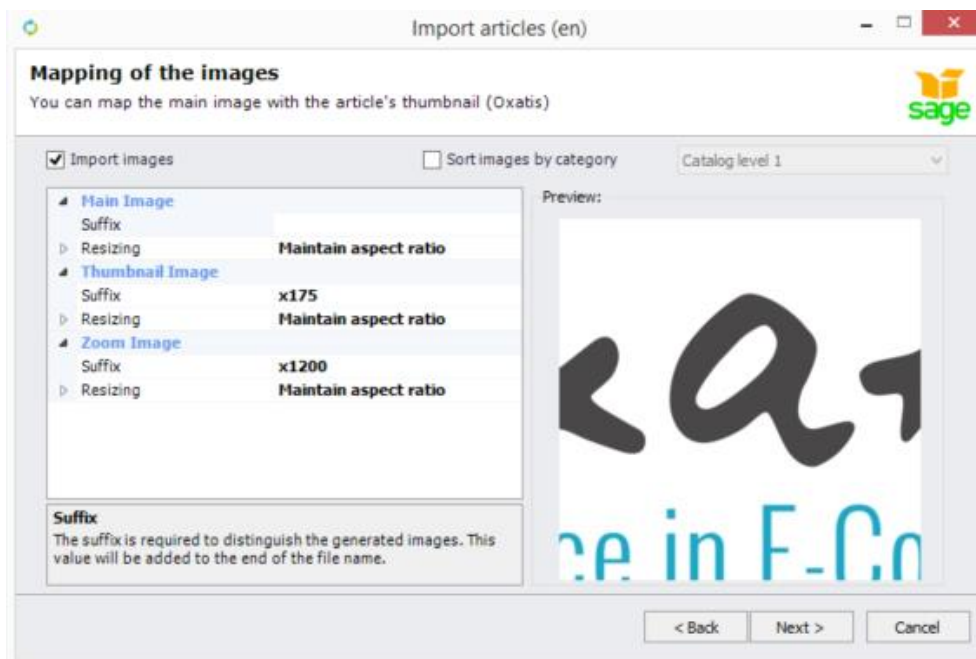


Check **the Sort images by category** to gather images imported as one image category.



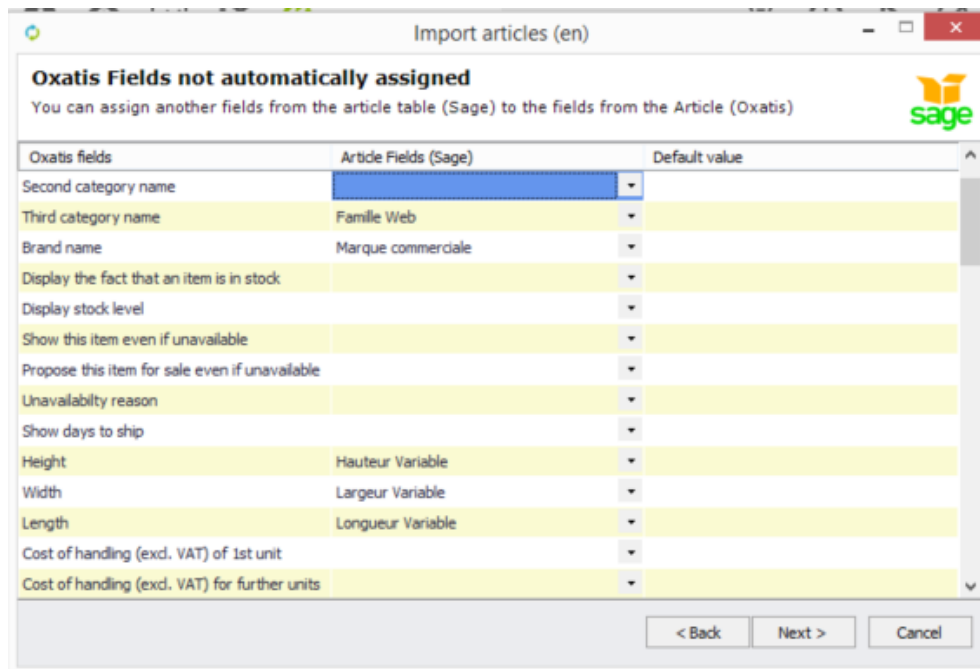
Check the **Import Images** box to download the images in the article sheet Sage> Free fields> Photo (this photo is stored in the Sage multimedia directory).

In case you wish to have multiple images per article, it is better to import images placed in a directory, and associate images to article in Sage. This is done in the menu or button "Import images" of the DataPlug (excluding Sage Link). Refer to the online DataPlug help file to verify compliance with the import conditions, including the names of the image files.



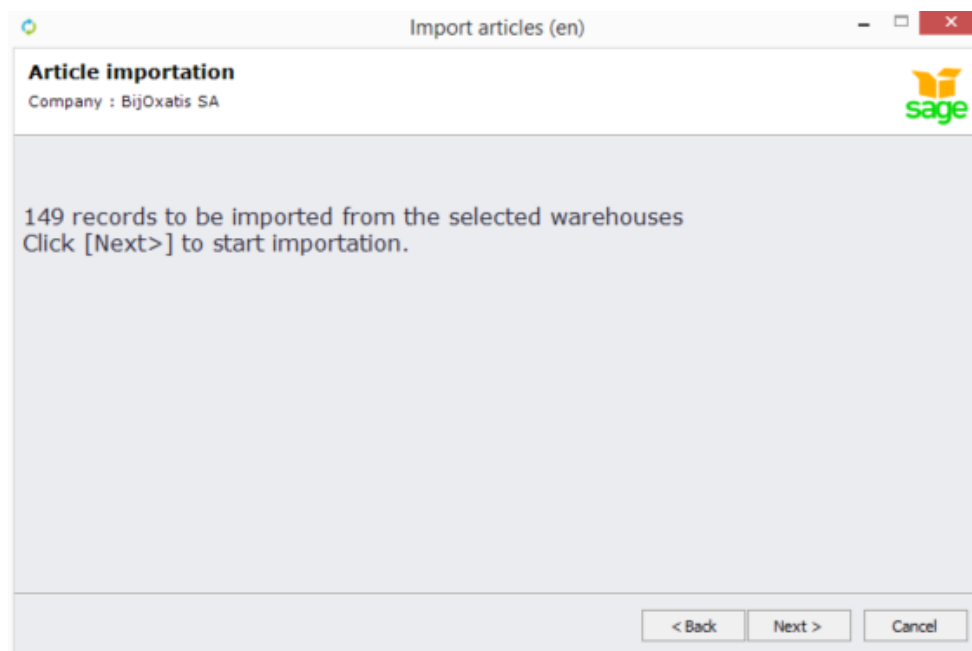
Step 10 - At this stage, all the data in the article/item page in Oxatis which are not automatically associated are proposed to associate them with the Sage article page, including free information fields.

- Note: The associated fields must be of the same type (character string, date, whole or real).
- The meaning of the names of table fields Article (F_ARTICLE) can be found in the structures documentation file provided by Sage.



Oxatis fields	Article Fields (Sage)	Default value
Second category name		
Third category name	Famille Web	
Brand name	Marque commerciale	
Display the fact that an item is in stock		
Display stock level		
Show this item even if unavailable		
Propose this item for sale even if unavailable		
Unavailability reason		
Show days to ship		
Height	Hauteur Variable	
Width	Largeur Variable	
Length	Longueur Variable	
Cost of handling (excl. VAT) of 1st unit		
Cost of handling (excl. VAT) for further units		

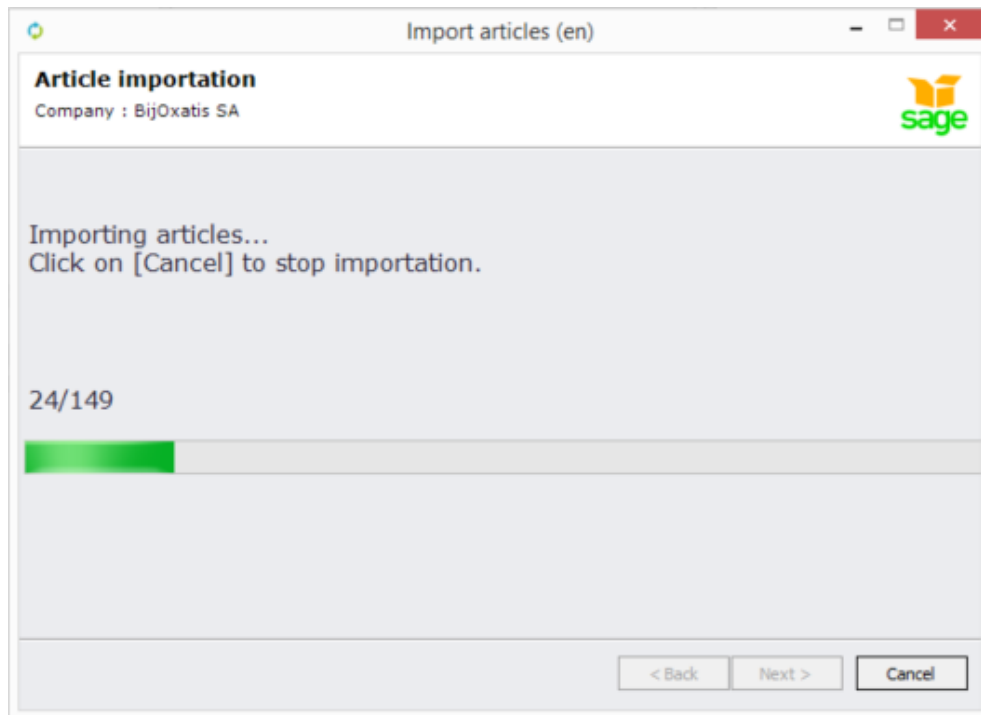
Step 11 - In this penultimate stage, the number of records matching the selection criteria for articles are displayed prior to integration in the DataPlug database.



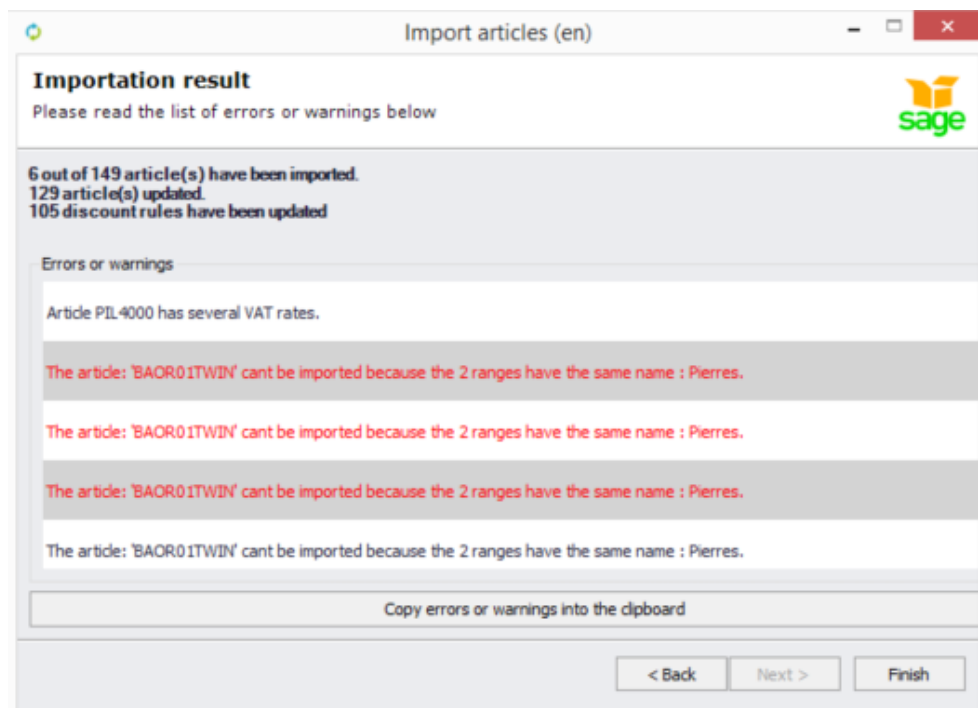
Article importation
Company : BijOxatis SA

149 records to be imported from the selected warehouses
Click [Next>] to start importation.

Step 12 - : The article importation results (Sage) results are displayed with the number of records imported or updated in the DataPlug database.



By clicking on **Finish**, all import parameters (article data association Oxatis/Sage with the selection criteria) are saved. They will be used in automated synchronisations in the Sage Link Configuration menu.




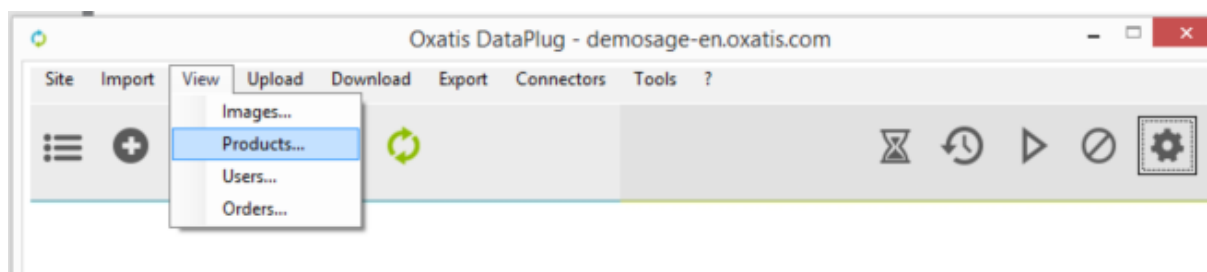
Viewing articles and images imported into the DataPlug

After finishing the Sage article import Wizard, the main application screen refreshes and displays the number of articles and images imported or updated in the DataPlug.



The number of articles correspond to the "published on the Website" articles, excluding not managed articles ("Sales assembly parts list") but by adding different versions of the articles in the Sage range that will appear in the form of options on the Oxatis site.

You can access this data from the **View** menu or by using the search function  in the DataPlug in products before uploading everything to the Oxatis site.



- View **Prices** tab in the list of articles.

Products

☐ Display only data to upload

Find:

Code	Name	Quant
BAAR01	Bague Argenterie des bonheurs	1072
BRAAR10	Bracelet, anneaux striés	27
CHAARVARC34	Chaîne Argent maille et longueur varia...	18
CHAARVARF34	Chaîne Argent maille et longueur varia...	41
CHAARVARC42	Chaîne Argent maille et longueur varia...	25
CHAARVARF42	Chaîne Argent maille et longueur varia...	30
CHAARVARC54	Chaîne Argent maille et longueur varia...	23
CHAARVARF54	Chaîne Argent maille et longueur varia...	60
COAR001	Collier argent mailles gourmettes	40
COAR002	Collier argent maille fantaisie entrelacée	70
BAAR02	Bague argenterie série spéciale	1500
BAAR03	Bague en argent Série Promo	100
BRAAR20	Bracelet, grands anneaux striés	35
ALLIANCE	Alliance à graver à cœur	0
30CU	Bracelet Métal effet fusion	
30MET	Bracelet Métal effet fusion	
30FUS	Bracelet Métal effet fusion	
ALLIANCE_G...	Alliance gravée à cœur	
BAOR01EM	Bague Or et pierres -	155
BAOR01RU	Bague Or et pierres -	150
BAOR01SA	Bague Or et pierres -	99
BAOR01DI	Bague Or et pierres -	60
CHAOR42	Chaines mailles fines	15

General | Prices | Stock | SEO & Additional information | Categories | Images | Addition

Code: BAAR01 Oxatis ID: 21357620 Parent code: BAAR01 Parent Ox: en

Name: Bague Argenterie des bonheurs

☐ Default option
☐ Duplicate
☐ Linked

Linked item language: en
Linked item Oxatis ID: 21731006
Linked item code: 21731006

EAN code: 21731006
MPN: 21731006

Description:
Garantie bijoux : nos bijoux sont garantis 5 ans contre tous les vices de fabrication (dont 1 an de garantie totale).
De plus, ils portent le poinçon officiel de contrôle de garantie.

Detailed description:
Garantie bijoux : nos bijoux sont garantis 5 ans contre tous les vices de fabrication (dont 1 an de garantie totale).
De plus, ils portent le poinçon officiel de contrôle de garantie.

- View **images** tab in the list of articles.



Products

☐ Display only data to upload


Find:

Code	Name	Quant
BAAR01	Bague Argenterie des bonheurs	1072
BRAAR10	Bracelet, anneaux striés	27
CHAARVARC34	Chaîne Argent maille et longueur varia...	18
CHAARVARF34	Chaîne Argent maille et longueur varia...	41
CHAARVARC42	Chaîne Argent maille et longueur varia...	25
CHAARVARF42	Chaîne Argent maille et longueur varia...	30
CHAARVARC54	Chaîne Argent maille et longueur varia...	23
CHAARVARF54	Chaîne Argent maille et longueur varia...	60
COAR001	Collier argent mailles gourmettes	40
COAR002	Collier argent maille fantaisie entrelacée	70
BAAR02	Bague argenterie série spéciale	1500
BAAR03	Bague en argent Série Promo	100

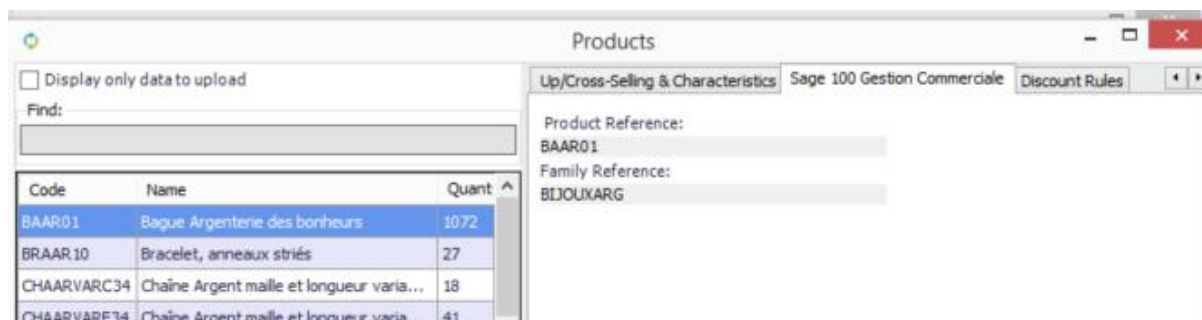
General | Prices | Stock | SEO & Additional information | Categories | **Images** | Addition

Thumbnail Image:  Main Image: 

Additional Images: ☒ Thumbnail ☐ Main ☐ Zoom



- **Miscellaneous** where the article and family references can be found in the database



- Sage 100 Trading i7

Article: BAAR01 Bague Argenterie des bonheurs

Functions ▾ Parts list Interrogate

Identification Description Free fields Settings

Identification

Reference: BAAR01 Type: Standard

Description: Bague Argenterie des bonheurs

Family: BIJOUXARG Parts list: None

Stock monitor: AUC Packaging: None

PL

Purch price: 186 Last purchase price: 163.68

Coefficient: 2 Standard cost:

Selling price: 372 SP exT Sales unit: Pièce(s)

Price list categories Customer PLs Suppliers New price list

Category	Coefficient	Selling price	Discount
Grossistes	1.6	300,00exT	10%
Détaillants	2	372,00exT	
Clients comptoir et Web	2	500,00incT	Range
Price in £		500,00	
Nouveaux clients HT	2	350,00exT	

Open ... Default

New OK Cancel

5. IMPORTING CUSTOMERS/CONTACTS SAGE

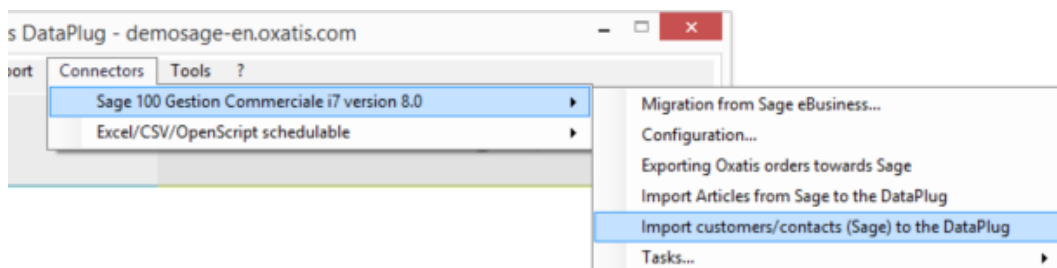
1. The Oxatis Link for Sage can import customers and contacts provided an email address has been added (both in the main page and the contact page).
It is preferable to use the contact page instead of using the main page which has no first name area that the end user or administrator must enter on the site.
2. Below is the list of Oxatis custom fields associated with the Sage Link:

Oxatis	Sage 100 Trading	Association automatique	Association manuelle
Title	Title of the contact.	✓	
First name	Contact first name	✓	
Name	Contact name or account.	✓	
Email	Email of the contact or account.	✓	
Password	Choosing a table column from the customer account (free information field).		✓
Company	Name of customer account.	✓	
NII	ID	✓	
N° de SIRET	Note: Number must contain less than or equal to 16 characters.	✓	
VAT number	VAT number:	✓	
Telephone	Contact phone number or customer account phone number.	✓	
Fax	Fax contact or account.	✓	
Secondary phone number	Cell phone contact		✓
Subscribed to the newsletter	Choosing a table column from the customer account (free information field).	✓	
Address	Main address and its complement for the customer account.	✓	
Postcode	Postcode in the main address of the customer account.	✓	
City:	City of the main address of the account.	✓	
State, County or Province	Region / Country address main account.	✓	
Country	Country of address main account.	✓	
Company (delivery address)	Customer account name for the main delivery address.	✓	
Delivery address	Main address and its complement for the customer account.	✓	
Postcode (Delivery Address)	Postcode in the main address of the customer account.	✓	
Country (Delivery address)	Country in the main address of the customer account.	✓	
State, County or Province (delivery address)	Region / Country main account address.	✓	
Telephone number (Delivery address)	Telephone number in the main address of the customer account.		✓
Debit customer	Choosing a table column from the customer account (free information field).	✓	
Article discount	Discount rate		✓
Cart discount %	Choosing a table column from the customer account (free information field: General discount).	✓	
Price	Customer account Price category		✓
Category 2	Note: This price category must be associated with one of the 5 prices in Oxatis.		✓
Category 1	Choosing a table column from the customer account (free information field).		✓
Category 2	Choosing a table column from the customer account (free information field).		✓
Category 3	Choosing a table column from the customer account (free information field).		✓
Category 4	Choosing a table column from the customer account (free information field).		✓
Birth date	Choosing a table column from the customer account (free information field).		✓
Comments	Choosing a table column from the customer account (free information field).		✓
Loyalty scheme	Choosing a table column from the customer account (free information field).		✓
Subscribed to SMS campaigns	Choosing a table column from the customer account (free information field).		✓
Custom Field Text 1	Choosing a table column from the customer account (free information field).		✓
Custom Field text 2	Choosing a table column from the customer account (free information field).		✓
Custom Field Text 3	Choosing a table column from the customer account (free information field).		✓
Custom Field text 4	Choosing a table column from the customer account (free information field).		✓
Digital Custom Field 1	Choosing a table column from the customer account (free information field).		✓
Digital Custom Field 2	Choosing a table column from the customer account (free information field).		✓

Selecting customers/contacts Sage 100

Choose from the menu **Connectors> Sage 100 Trading i7 v8.0** in the DataPlug the option **Import customers/contacts (Sage) to the DataPlug**.

A wizard will appear and guide you through the setup of the data you want to import.



Step 1 – you can:

- choose the data you wish to import: **all customers and contacts**, **active customers** or **contacts**.
- filter the type of customer: **active**, **sleep-mode** or **all**.
- select customer account numbers to import (by default all accounts are selected).
- import additional delivery addresses (for contacts only), up to 50 addresses per contact.

Import the customers/contacts to the DataPlug (en)

Importation of customers/contacts from Sage to the DataPlug

Company: BijOxatis SA

Data selection:

☒ All customers and contacts ☐ Customers ☐ Contacts

Customer types:

☒ Actives ☐ Sleep-mode ☐ All

☐ Customer selection

From: BAGUES

To: WWWZ

☐ Import the additional shipping addresses

< Back Next > Cancel

Customer : BAGUES Bague's en or

Functions Letter Document Interrogate Subscriptions

Identification Contacts PLs Deliveries Banks Free fields Solvency Calendar Settings

Identification

S/P ac: BAGUES

Name: Bague's en or

Abstr: Bague's en or

Controlling ac: 4110000

Comment:

Quality:

Contact: Mlle Lee Ondine

Details

Address: Rue tête d'Or

Complement: BP 65993

Post code: 57000

Region: Lorraine

Town: Metz

Country: France

Telecommunications

Telephone: 06 65 87 00 00

Fax: 06 65 87 00 01

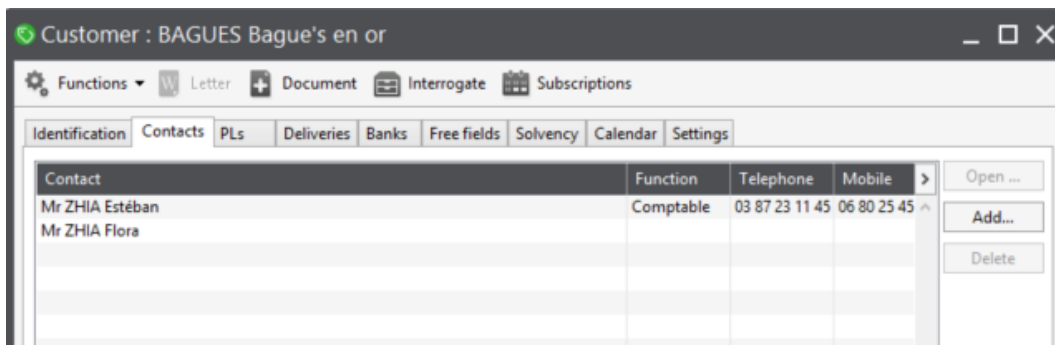
E-mail: 01.0contact@bagues.fr

Internet site: 1bagues.com

Registration number:

New OK Cancel

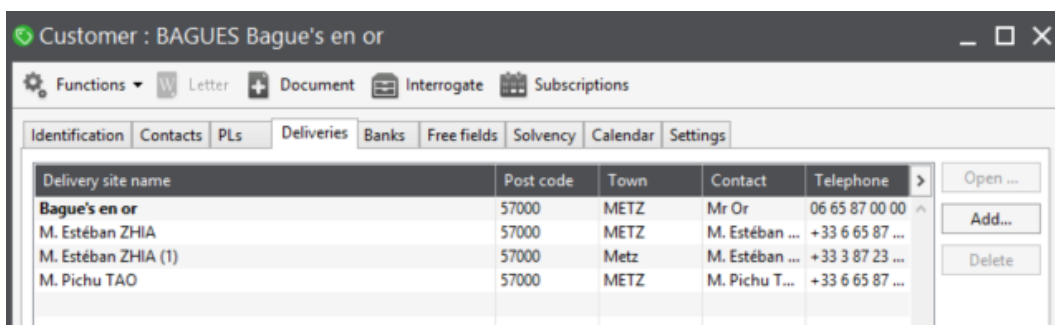
The Identification tab includes the type "customer"



In the 'Contacts' tab, there is the type of customer "contact" with the service attached



You can import additional delivery addresses for **contacts** only. It is therefore advisable to work in Sage with users in the tab "Contacts" and recreate the mail in the "identification" tab in the "contact" tab so delivery addresses can be retrieved.



The "Deliveries" tab includes the addresses that will be imported (50 maximum) for each contact



Delivery addresses are ignored for countries whose ISO code is not defined.

Step 2 - This step is only available when importing contact information. You can:

- Select the services to import.

To be included	Service
<input type="checkbox"/>	Direction
<input type="checkbox"/>	Commerciale
<input type="checkbox"/>	Comptabilité
<input type="checkbox"/>	Juridique
<input type="checkbox"/>	Achats
<input type="checkbox"/>	Achat Oxatis

Step 3 – You can:

- import discounts per article family and special prices
 - set the priority for discounts:
 - ✓ discount item
 - ✓ family discount
 - ✓ user discount
 - ✓ Accumulated discounts
 - ✓ successive application of discounts (Cascade Mode)
- check "Show strikethrough prices " to make the discount visible. In this case the original price will be crossed out and the new promotional price will appear next to it. If you do not check the box below, the original price will simply be replaced by the promotional price.
- automatically associate the Oxatis price with the Sage price category.

Import the customers/contacts to the DataPlug (en)

Price list category and custom prices

☒ Import product family discounts and custom prices

Priority: Overall discount

☐ Show strikethrough prices

☒ Automatically map the price (Oxatis) with the price list category (Sage)

< Back Next > Cancel



Associating the Oxatis prices to their category is important because within the Oxatis site, the customer **Price** and **Category** are two different concepts that are associated in Sage in properties.

Step 4 - At this stage, all the Oxatis fields which have not been automatically associated are proposed so you can link them to one of the columns of the customer table (Sage), such as the free fields.

- **Note:** The associated fields must be of the same type (character string, date, whole or real).
- The meaning of field names from the table of third party accounts (F_COMPDET) can be found in the documentation of the file structure provided by Sage.

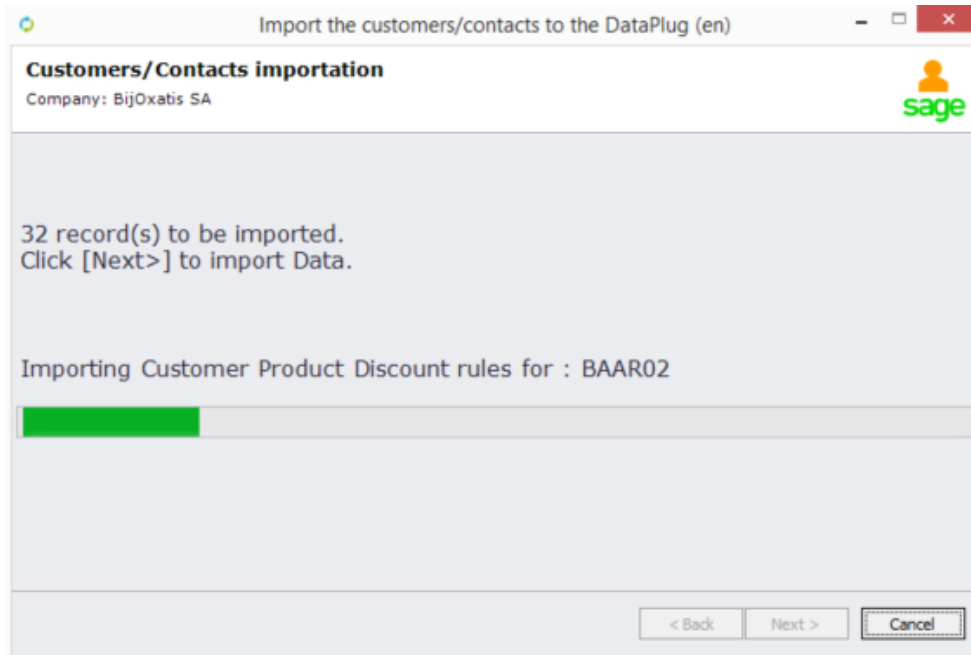
Oxatis field	Customer fields (Sage)	Default Value
Password	Mot de passe	
Subscribed to newsletters	Abonnement NewsLetter	
Customer Account	Client en compte	
Second category name		
Third category name		
Fourth category name		
Global discount rate		
Date of birth	Date Anniversaire	
Comments	CT_Statistique01	
Reward points	Points fidélité restants	
Subscribed to SMS Marketing	Abonnement SMS	
Custom text field 1		
Custom text field 2		



Adding new columns to manage custom fields from the Oxatis **user profile**

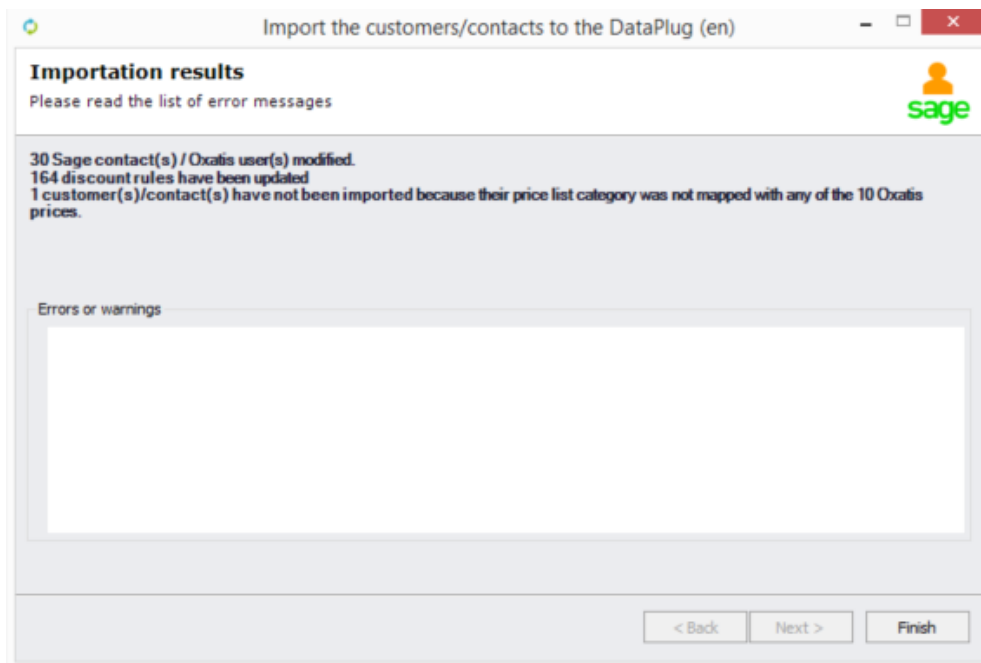
- ✓ 4 custom "text" fields: " Custom Field Text 1 ", " Custom Field text 2 ", " Custom Field Text 3 " and " Custom Field text 4 ".
- ✓ 2 "Digital" custom fields type: "Digital Custom Field 1" and "Digital Custom Field 2".
- ✓ 1 custom field type "Date": "Custom Field Date".

Step 5 - In this penultimate stage the number of records matching customer accounts selection criteria are displayed before the final data import.




The importation results of Sage customers / Oxatis users are displayed together with the number of records imported or updated in the DataPlug database. It identifies any anomalies encountered during the processing. In this example, it is necessary to correct a misinformed email address in the Sage database.

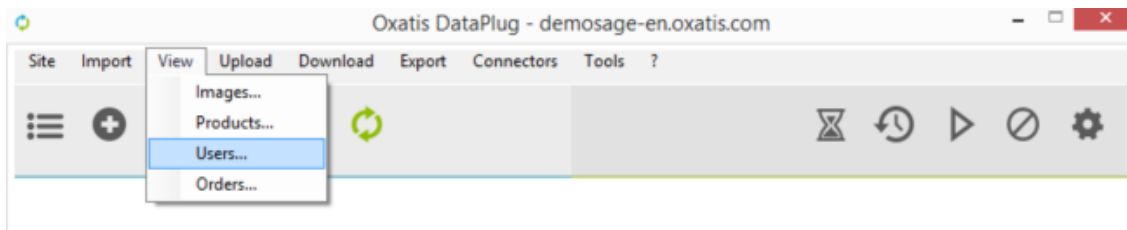
By clicking on the button "**finish**" all import parameters, selection criteria and the association of Oxatis fields with those of Sage are saved.



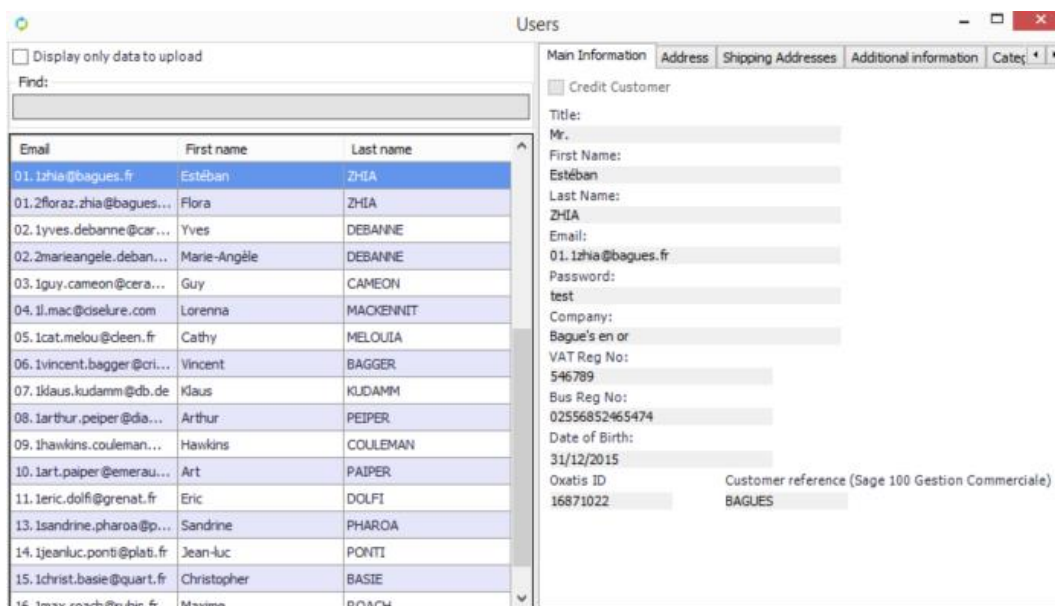
Viewing the customers / contacts imported in the DataPlug

By closing the Import Wizard for customers / contacts (Sage), the main application screen refreshes and displays the number of customer/contacts imported into the DataPlug.

You can view this data from the menu **View** the DataPlug or search  in **users** before uploading it to the Oxatis site.



Select the **main information** tab in the user list. You will find in this sheet the references of the customer page from Sage. You will also find the Oxatis ID when the contact has been uploaded to the Oxatis solution.



The **Address** tab in the user list

Users

☐ Display only data to upload

Find:

Email	First name	Last name
01.1zhia@bagues.fr	Estéban	ZHIA
01.2floraz.zhia@bagues...	Flora	ZHIA
02.1yves.debanne@car...	Yves	DEBANNE
02.2marieangele.deban...	Marie-Angèle	DEBANNE
03.1guy.cameon@cera...	Guy	CAMEON
04.1l.mac@ciselure.com	Lorena	MACKENNIT
05.1cat.melou@deen.fr	Cathy	MELOUIA
06.1vincent.bagger@cri...	Vincent	BAGGER
07.1klaus.kudamm@db.de	Klaus	KUDAMM
08.1arthur.peiper@dia...	Arthur	PEIPER
09.1hawkins.couleman...	Hawkins	COULEMAN
10.1art.paiper@emerau...	Art	PAIPER

Main Information Address Shipping Addresses Additional information

Address: ☐ Block ☒ Lines ☐ Formatted

Line

Rue tête d'Or

Line

BP 65993

Line

Line

Postal Code: 57000 City/Town: Metz

Country: FR State: Lorraine

Phone: 03 87 23 11 45 Secondary Phone: 06 80 25 45 33

Fax:

The **Delivery address** tab in the user list.

Users

☐ Display only data to upload

Find:

Email	First name	Last name
01.1zhia@bagues.fr	Estéban	ZHIA
01.2floraz.zhia@bagues...	Flora	ZHIA
02.1yves.debanne@car...	Yves	DEBANNE
02.2marieangele.deban...	Marie-Angèle	DEBANNE
03.1guy.cameon@cera...	Guy	CAMEON
04.1l.mac@ciselure.com	Lorena	MACKENNIT
05.1cat.melou@deen.fr	Cathy	MELOUIA
06.1vincent.bagger@cri...	Vincent	BAGGER
07.1klaus.kudamm@db.de	Klaus	KUDAMM
08.1arthur.peiper@dia...	Arthur	PEIPER
09.1hawkins.couleman...	Hawkins	COULEMAN

Main Information Address Shipping Addresses Additional information Categ

Main address :

Address: ☐ Block ☒ Lines ☐ Formatted

Postal Code: 57000

Line

Rue tête d'Or

Country: FR

Line

Title:

Line

First Name:

Line

Company: Bague's en or

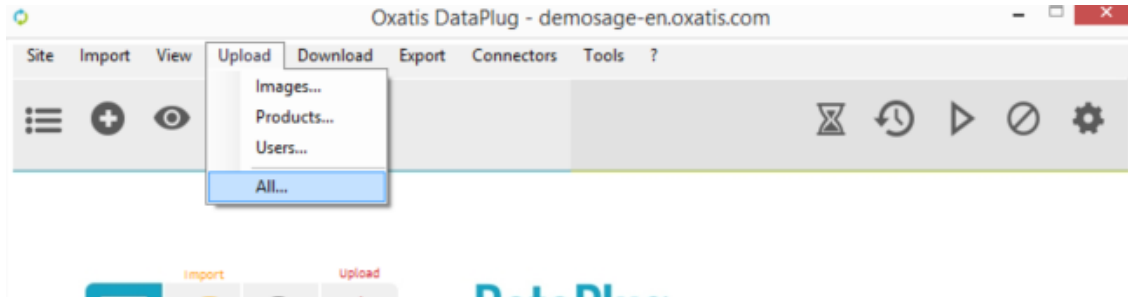
Additional addresses :

Address Label	Line 1	Line 2	City	St
---------------	--------	--------	------	----

6. EXCHANGING DATA WITH THE OXATIS SITE

Uploading images, items and users

The various Sage data uploads to Oxatis (images, items, users) can be performed separately or globally by selecting **all** from the upload menu.

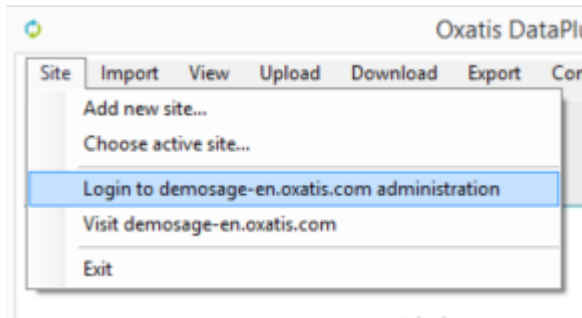


The upload Wizard shows the number of records (images, articles and users) to upload to the Oxatis site.

By clicking on the button "**Next**" the wizard uploads the data to the Oxatis site.
You can interrupt the upload in progress at any given time and resume it later.
At the end of the upload, the wizard informs you of the number of uploaded files.

Viewing the items and users imported on the site Oxatis

- Log onto the Oxatis site



- Choose **Users** in the **Marketing** menu to consult customers/contacts uploaded from the DataPlug.

Oxatis Preview QuickLearn Apps Support Help Log Out

Site Galleries Commerce Components Marketing Account Help demosage-en.oxatis.com

User File - Elements

Filter Add Delete Export >> (29 Elements) 1 2

Category:

<input checked="" type="checkbox"/>	Creation Date	Last Name	First Name	Email	Language	Company	
<input type="checkbox"/>	1 September 2016			ClientWEB@Europe.eu	English	Client Web Europe	
<input type="checkbox"/>	1 September 2016			ClientWEBExport@WEB.com	English	Client Web Export	
<input type="checkbox"/>	1 September 2016	BAGGER	Vincent	06.1vincent.bagger@cris.fr	English	Cristaux liquides	
<input type="checkbox"/>	1 September 2016	BASIE	Christopher	15.1christ.basie@quart.fr	English	La Montre du Quartier	
<input type="checkbox"/>	1 September 2016	CAMEON	Guy	03.1guy.cameon@ceram.fr	English	Horlogerie Ceram	
<input type="checkbox"/>	1 September 2016	COULEMAN	Hawkins	09.1hawkins.couleman@directy.fr	English	Directy	
<input type="checkbox"/>	1 September 2016	DEBANNE	Marie-Angèle	02.2marieangele.debanne@carat.fr	English	Carat S.a.r.l	
<input type="checkbox"/>	1 September 2016	DEBANNE	Yves	02.1yves.debanne@carat.fr	English	Carat S.a.r.l	
<input type="checkbox"/>	1 September 2016	DEBANNE	Yvette	02.0contact@caratsarl.com	English	Carat S.a.r.l	
<input type="checkbox"/>	1 September 2016	DOLFI	Eric	11.1eric.dolfi@grenat.fr	English	Grenat pour toi	
<input type="checkbox"/>	1 September 2016	Elizabeth Lecureuil		04.0contact@cisel.fr	English	Ciselure	
<input type="checkbox"/>	1 September 2016	KUDAMM	Klaus	07.1klaus.kudamm@db.de	English	Deutschland's Bijoux	
<input type="checkbox"/>	1 September 2016	Lisa Furet		contact@topaze.com	English	La Topaze Lyonnaise des Bois	
<input type="checkbox"/>	1 September 2016	MACKENNIT	Lorena	04.11.mac@ciselure.com	English	Ciselure	
<input type="checkbox"/>	1 September 2016	MELOUIA	Cathy	05.1cat.melou@cleen.fr	English	Cleen Bijoux	
<input type="checkbox"/>	1 September 2016	MICHU	Jeannette	mme.michu@freeweb.com	English	MICHU Jeannette	

Batch Processing >>

- Select **items** in > **Commerce** to view items and images uploaded from the DataPlug.

The screenshot displays the Oxatis web interface. At the top, there's a navigation bar with 'Site', 'Galleries', 'Commerce', 'Components', 'Marketing', 'Account', and 'Help'. A sidebar on the left lists 'Element - Editing', 'Element - Classification', 'Element - Layout', 'Component - Properties', 'Category - Editing', and 'To-Do - List'. The main area is titled 'Items - Elements' and shows a list of items with columns for Code, Name, Price 1 Ex VAT, and Quantity. The list includes items like MARQ_FRAIS_FACT, MARQ_FACT, MARQ_00, STYLO, HAIGUILLE, ALLIANCE, ALLIANCE_GRAV, and SVMATETAN. A 'Batch Processing >>' button is at the bottom of the list.

NAME: [ALL]	A	B	C	D	E	F	G	H	I	J	K	L	M	N	O	P	Q	R	S	T	U	V	W	X	Y	Z
Code	Name	Price 1 Ex VAT	Quantity																							
MARQ_FRAIS_FACT	— Frais de marquage (générique pour facturation)	0.00	0																							
MARQ_FRAIS_FACT	— Frais de marquage (générique pour facturation)	0.00	0																							
MARQ_FACT	— Marquage (générique pour facturation)	0.00	0																							
MARQ_FACT	— Marquage (générique pour facturation)	0.00	0																							
MARQ_00	— Produit personnalisé avec marquage(s)		0																							
MARQ_00	— Produit personnalisé avec marquage(s)	0.00	0																							
STYLO	— Stylo Bille personnalisable	100.00	1000																							
STYLO	— Stylo Bille personnalisable -	100.00	1000																							
HAIGUILLE	Aiguille pour horloge	10.00	1046																							
HAIGUILLE	Aiguille pour horloge	10.00	20																							
ALLIANCE	Alliance à graver à coeur	450.00	0																							
ALLIANCE	Alliance à graver à coeur	450.00	0																							
ALLIANCE_GRAV	Alliance gravée à coeur		1000																							
ALLIANCE_GRAV	Alliance gravée à coeur	450.00	1000																							
SVMATETAN	Appareil de contrôle de l'étanchéité montres	7,040.00	3																							
SVMATETAN	Appareil de contrôle de l'étanchéité montres -	7,040.00	3																							

Above: the list of items and their respective properties.

You can customise the column display and filter the content of the list using the button and select the column titles and completing the information for the filters you wish to apply.



Connecting Sage price categories with Oxatis prices

- Select **items** in **Commerce** to view items and images uploaded from the DataPlug.
Then **Component - Properties**
- If several price categories have been selected, select "Yes" for the implementation of the Multi-Price Management
- We now associate the imported price categories from Sage during item import with Oxatis prices



- Resume the order defined at the time of the item importation on the Oxatis site

Import articles (en)

Mapping of the 10 item prices

You can assign one of Sage's 32 price list category with one of Oxatis's 10 Prices.

Mapping of the 10 article prices

<input checked="" type="checkbox"/> Price 1	Grossistes
<input checked="" type="checkbox"/> Price 2	Détailants
<input checked="" type="checkbox"/> Price 3	Clients comptoir et Web
<input checked="" type="checkbox"/> Price 4	Nouveaux clients HT
<input type="checkbox"/> Price 5	Grossistes
<input type="checkbox"/> Price 6	Grossistes
<input type="checkbox"/> Price 7	Grossistes
<input type="checkbox"/> Price 8	Grossistes
<input type="checkbox"/> Price 9	Grossistes
<input type="checkbox"/> Price 10	Grossistes

Mapping of the 10 strikethrough prices

<input type="checkbox"/> Strikethrough price 1	Grossistes
<input type="checkbox"/> Strikethrough price 2	Grossistes
<input type="checkbox"/> Strikethrough price 3	Grossistes
<input type="checkbox"/> Strikethrough price 4	Grossistes
<input type="checkbox"/> Strikethrough price 5	Grossistes
<input type="checkbox"/> Strikethrough price 6	Grossistes
<input type="checkbox"/> Strikethrough price 7	Grossistes
<input type="checkbox"/> Strikethrough price 8	Grossistes
<input type="checkbox"/> Strikethrough price 9	Grossistes
<input type="checkbox"/> Strikethrough price 10	Grossistes

☒ Import discount rules for each price list category ☐ Show strikethrough prices

< Back Next > Cancel

Site Galleries Commerce Components Marketing Account Help

Items - General Properties Definition

Save Cancel

Taxes, Discounts and Price Display

☒ Apply the strikethrough prices after the product discount

Eco-Tax: Add eco-tax to the price

Multi-Price Management

Set Up Multi-Price Management: Yes

Default Price: Use price 3

User Categories Associated With Prices and Price Display Mode

Price 1 associated with the category:	Grossistes	...	X	Display prices excluding VAT
Price 2 associated with the category:	Détailants	...	X	Display prices excluding VAT
Price 3 associated with the category:	Clients Comptoir et Web	...	X	Display prices including VAT
Price 4 associated with the category:	Nouveaux clients HT	...	X	Display prices excluding VAT
Price 5 associated with the category:	[None]	...	X	Display prices excluding VAT

- Prices are defined in the article file



Item : Bague Argenterie des bonheurs - Properties

Back Modify Duplicate Delete

General Image(s) Categories SEO Language and Visibility Attributes Up/Cross-Selling Characteristics Bundle

MAIN Additional Stock Availability Weight and Dimensions Handling Intangible Items

Main Information

Code: BAAR01
EAN Code: 21731006
MPN:
Name: Bague Argenterie des bonheurs
Short Description: Garantie bijoux : nos bijoux sont garantis 5 ans contre tous les vices de fabrication (dont 1 an de garantie totale). De plus, ils portent le poinçon officiel de contrôle de garantie.

	Sale Price		Strikethrough Price		Packing Unit	Discount
	Ex VAT	Inc VAT	Ex VAT	Inc VAT		
Price 1 (Grossistes)	300.00	360.00			1	BAAR01 - Grossistes
Price 2 (Détailants)	372.00	446.4			1	
Price 3 (Clients Comptoir et Web)	416.67	500.00			1	BAAR01 - Clients comptoir et Web
Price 4 (Nouveaux clients HT)	350.00	420.00			1	
Price 5	372.00	446.4			1	
Price 6					1	

- Linking a user / customer to a price and a customer category is relative to its price category.



User File : Flora ZHIA - Element Update

Back Modify Duplicate Delete Order list Login as a customer

General Categories Visibility Referrals RFM Customer Rating Tarifs Custom Fields

Main Additional Address Shipping Address Address Book BILLING AND DISCOUNTS

Billing and Discounts

Credit Customer: No
Discount on cart: 0.00 %
Item discount: 6.66 %
Discount Grid:

Pricing

Price to use: Use Price 1

Loyalty Program

Available points: 100
Total points earned: 0

- It is possible to link the user to other customer categories at the final stage of the Sage Link wizard

Import the customers/contacts to the DataPlug (en)

Oxatis fields not automatically assigned
You can assign other fields from the customer table (Sage) to the customer fields (Oxatis)

Oxatis field	Customer fields (Sage)	Default Value
Password	Mot de passe	
Subscribed to newsletters	Abonnement NewsLetter	
Customer Account	Client en compte	
Second category name		New
Third category name		
Fourth category name		
Global discount rate		
Date of birth	Date Anniversaire	
Comments	CT_Statistique01	
Reward points	Points fidélité restants	
Subscribed to SMS Marketing	Abonnement SMS	
Custom text field 1		
Custom text field 2		

< Back Next > Cancel

Oxatis

Site Galleries Commerce Components Marketing Account

User File : Flora ZHIA - Edit User

Save Cancel

General **Categories** Visibility Referrals RFM Customer Rating Tarifs Cu

CATEGORY CLASSIFICATION

Category Classification

Category 1:
Grossistes ... X

Category 2:
New ... X

Category 3:
[None] ... X

Category 4:

Overview of customer orders in Oxatis

In the example below, two customer/user orders on the Oxatis site, will be uploaded to the DataPlug and then to Sage. The first order bearing the number 14312017 is displayed in price excl. tax, the second bearing the number 14312037 is displayed in price incl. tax.

You can find the orders in **Commerce> Order Tracking**:

Order Tracking

Date [Filter](#) [Refresh](#) [States of Progress](#) [Invoice Properties](#) [Statistics](#)

Quick filter: None

(2 Elements)

<input checked="" type="checkbox"/>	Src	No.	Date	Time	Amount	Invoice No.	Language	Customer	Payment	Status	Progress	Indicator	
					From <input type="text"/> To <input type="text"/>								<input type="button" value="OK"/> <input type="button" value="X"/>
<input type="checkbox"/>		16759384	28 October 2016	16:08	8,950.00			Yves DEBANNE			(Undefined)		
<input type="checkbox"/>		16759369	28 October 2016	16:07	416.66			Flora ZHIA			(Undefined)		

[Execute](#)

☒ Canceled,
 ☒ Technical Error,
 ☐ Contacting Payment Processor,
 Payment in Process,
 Payment Refused,
 Payment Confirmed

[Website](#),
 eBay,
 Amazon,
 Facebook,
 Mobile,
 MOTO

Retail orders No. 14312017 (excl. VAT) and No. 14312037 (incl. VAT):

Order #16759384

28 Oct 2016

Customer Information

Mr. Yves DEBANNE (02.1yves.debanne@carat.fr)
Carat S.a.r.l (FR373087844356)
Phone: +33 6 40 48 67 01 / +33 2 40 48 67 01
Fax: 02 40 48 67 90

Billing Address

144, route de Vannes
BP 14
NANTES, 44000
France Metropolitan

Shipping Address

Mr. Yves DEBANNE
Carat S.a.r.l
Phone: +33 6 40 48 67 01
144, route de Vannes
BP 14
NANTES, 44000
France Metropolitan

Miscellaneous

Special Instructions:

Custom text field 1:

Payment Method

Use Customer Account

Details

Items	Unit Price	Quantity	Amount
Custom Luxury Rings (Code: BAGUE_SUR_MESURE_L)	7,458.33 € (Discount 10.50%)	1	7,458.33 €
Subtotal			7,458.33 €
VAT			1,491.67 €
Total			8,950.00 €

Base Price (Excl. VAT)	VAT Rate	VAT Amount
7,458.33	20%	1,491.67

Order #16759369

28 Oct 2016

Customer Information

Mr. Flora ZHIA (01.2floraz.zhia@bagues.com)
Bagues en or
Phone: +33 6 07 06 07 06
Business Registration No: 02556852465474

Billing Address

Rue tête d'Or
BP 65993
Metz, Lorraine 57000
France Metropolitan

Shipping Address

Mr. Flora ZHIA
Bagues en or
Phone: +33 6 07 06 07 06
Rue tête d'Or
BP 65993
Metz, Lorraine 57000
France Metropolitan

Miscellaneous

Special Instructions:

Custom text field 1:

Payment Method

Wire transfer

Details

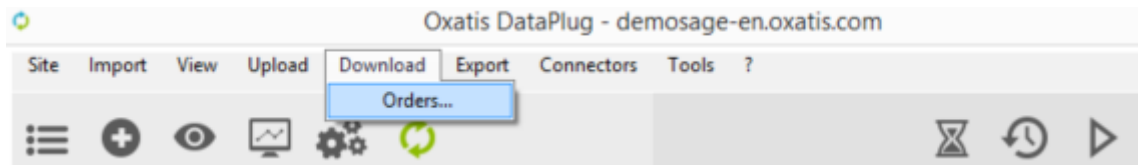
Items	Unit Price	Quantity	Amount
Bagues en argent Série Promo (Code: BAARIS)	347.22 € (Discount 6.66%)	1	347.22 €
Subtotal			347.22 €
VAT			69.44 €
Total			416.66 €

Base Price (Excl. VAT)	VAT Rate	VAT Amount
347.22	20%	69.44

Downloading Oxatis orders to the DataPlug via the Download menu imports the customer orders from the Oxatis site and saves them in the DataPlug.

Select **Download** from the main menu and select **Orders**.

A wizard appears and shows you the customer orders download settings.



Step 1- Select a date range for which you want to import orders with the possibility of taking into account manually validated orders.

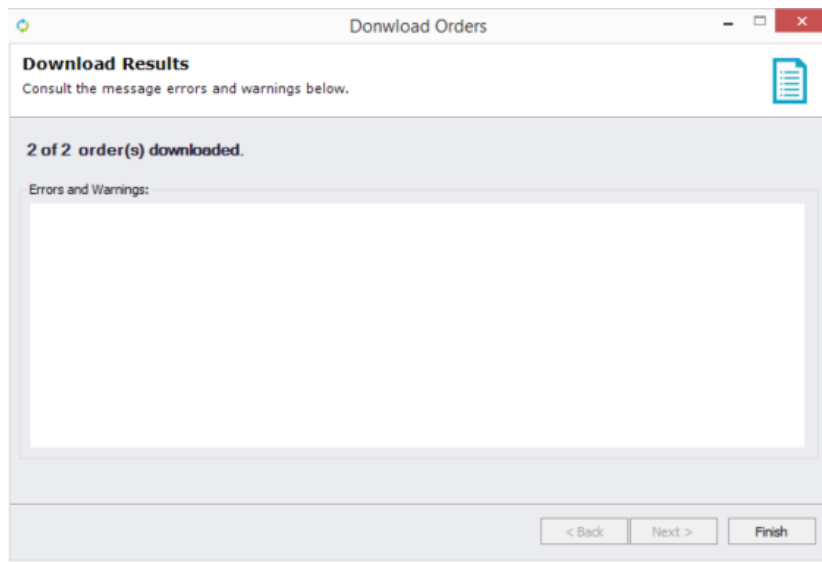
Only orders with the status of *Payment Confirmed*, will be downloaded. However, you can choose another payment status (*Call the payment processor*, *Payment in process* or *Refused payment*) and the dates for changing the status of payment.



Orders from **Credit customers** are **Enabled** and aren't validated on the Oxatis site. Credit customers have no payment step in the order process on the e-Commerce website and pay according to their customary conditions specified in Sage.

Step 2 - The number of orders to download appears, click on "**Next**" to launch the download.

After the download you see the number of orders imported.

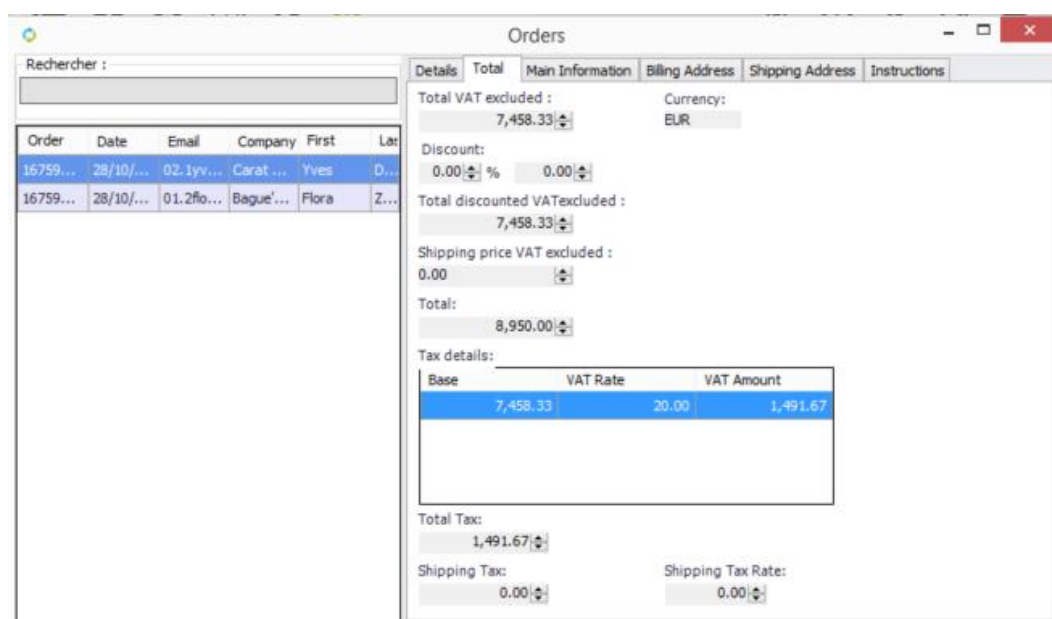


7. EXPORTING ORDERS TO SAGE

After closing the order download wizard, the main application screen refreshes and displays the number of orders imported into the DataPlug.

Select **View orders** to view the orders downloaded from Oxatis site.

Display the tab **Total**:



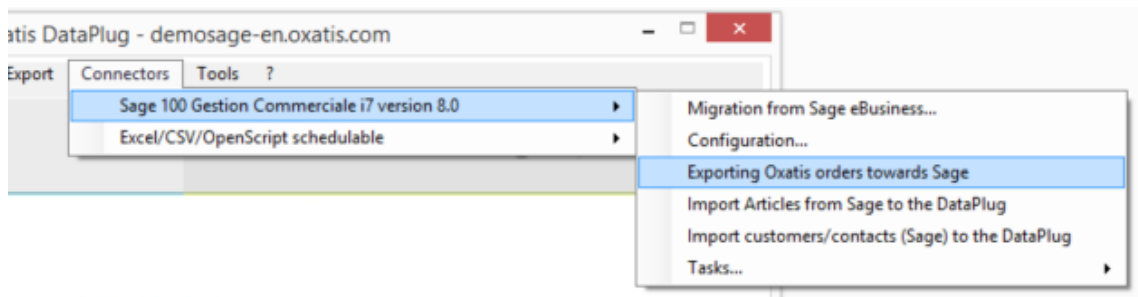
Display the tab **Details** wherein you will find the items present in the selected order.

Item Code	Item Name	Quantity	Gross Price	Discount Rate	Net Price	Tax Rate	Net Amount	Ecotax Tax Included	Offered
BAGU...	Custo...	1	8,333...	10.50	7,458...	20.00	7,458...	0.00	<input type="checkbox"/>
16759...	28/10/...	02.1yv...	Carat ...	Yves	D...				
16759...	28/10/...	01.2flo...	Bague'...	Flora	Z...				

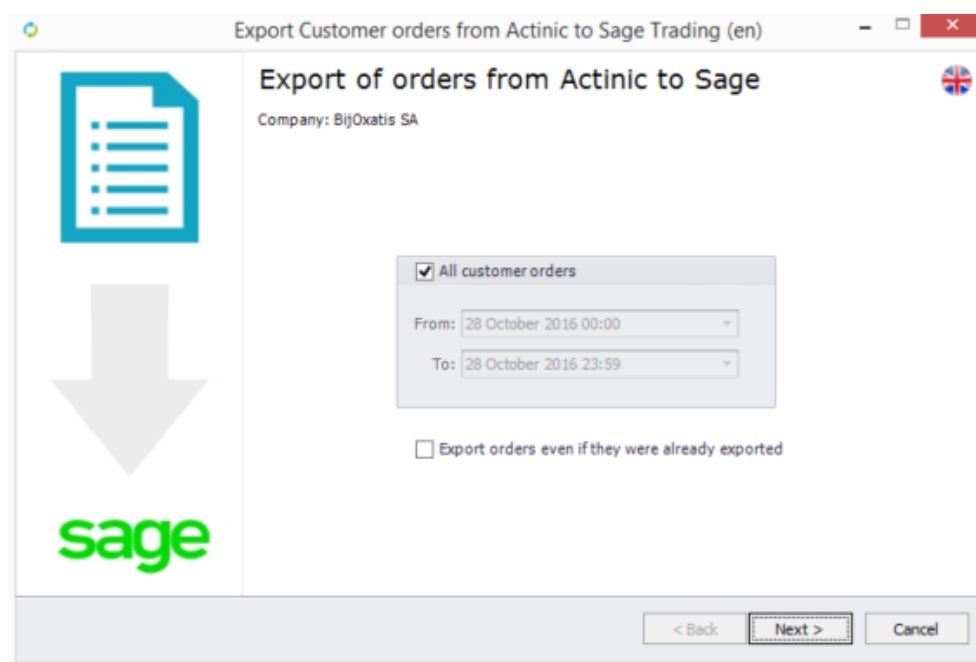
Exporting orders to Sage

Exporting Oxatis orders to Sage 100, entails creating new purchase orders in the Sage file.

Select **Exporting orders towards Sage** from the menu **Connectors> Sage 100 Trading i7** in the DataPlug. A wizard appears and shows you the settings required for exporting your orders.



Step 1- By default, all non-exported orders present in the DataPlug are proposed for export to Sage. You can select another date range and optionally upload earlier exported orders.



Step 2 - You must select the following parameters:

- The selected warehouse will be attributed to new orders you are about to create in the Sage database.
- It is also possible to use the warehouse attached to the customer.
- The **Special instructions** and any **further information** on the delivery of the Oxatis order may be associated with the columns of the sales documents.
- Oxatis payment methods should be associated with the payment methods defined in the Sage software. ("Standard" Oxatis payment methods will be associated with the payment method "Other" in Sage.)
- Check the corresponding boxes to add text attributes and comments in the order lines.
- The discount code section is mandatory, it will be used to manage the basket discount for an Oxatis order as an additional line (Discount and refund) in the newly created order in Sage.

Export Customer orders from Actinic to Sage Trading (en)

Complementary information
Fill in the necessary fields to allow the order export from Oxatis to Sage

Select the warehouse to which the orders must be assigned

BigOxatis SA

☐ Use the warehouse assigned to the user

Assign Actinic's payment method types

Check: Chèque

Bank cards: Chèque

Wire transfers: Chèque

Paypal: Chèque

Bank cards: Pay in x times: Chèque

Others: Chèque

☒ Generate attributes into the order documents

☒ Generate the comments in the order documents

Assign the comments from Actinic's orders

Special Instructions:

Shipping information:

Assign a product code to the global order discount

ZREMISE

< Back Next > Cancel

Step 3 - You can associate the contact and delivery address of Oxatis orders to free fields in the Sage customer order.

Export Customer orders from Actinic to Sage Trading (en)

Shipping address mapping

Address, contact information

Company Name	<input type="text"/>	Floor, apartment	<input type="text"/>
Title	<input type="text"/>	Building, residence	<input type="text"/>
First Name	<input type="text"/>	Street name and number	<input type="text"/>
Name	<input type="text"/>	Locality, other information	<input type="text"/>
Email	<input type="text"/>	Postcode	<input type="text"/>
Telephone	<input type="text"/>	City	<input type="text"/>
Secondary phone number	<input type="text"/>	State or County	<input type="text"/>
Place of withdrawal ID	<input type="text"/>	Country	<input type="text"/>
		Country code	<input type="text"/>

< Back Next > Cancel

Step 4 - You must associate each of the Oxatis delivery methods to a Sage shipping method associated with a postage item.

It is also possible to delete associations by right clicking on them.

Step 5 - Associate the Oxatis order sources with the Job codes in Sage

Export Customer orders from Actinic to Sage Trading (en)

Analytic

Link Actinic's order sources (Shop, Amazon, Ebay, etc.) with Sage's Job codes

Source	Job code	Title
Store (fr)	954COMP	Comptoir
Store (en)		

Source
Store (fr)

Affaires :
Comptoir

< Back Next > Cancel

Step 6:

- A checkbox allows you to display the first and last name of the contact as well as the customer's name in uppercase.
- The reference to a paying customer account can be defined in case you want to assign the same account for all the new customer accounts created in the Sage software.
- You can also change the prefixes of potential new accounts
- The collective account and the default payment method will be used to create new customers in the Sage Software database.
- The date of birth and password will be assigned to free fields of the customer page (Sage).
- The assignment of an account Sage separate centralizers (i.e. WebUK) for all domestic sales, EU sales excl. VAT, EU sales incl. VAT and export activities. All with separate delivery addresses for each Oxatis user or for all users or only for customers who are not on "credit".



Only order delivery addresses will be exported

Exporter les commandes clients Oxatis vers Sage Gestion Commerciale (fr)

Comptes Clients

Paramètres par défaut pour la création de nouveaux comptes clients

☐ Mettre en majuscules : le nom du client, nom et prénom du contact
☐ Garder le même compte client en cas de changement du pays de facturation

☐ Attribuer un compte client payeur :
 BAGUES

Préfixe du compte client :
 OXCLI

Compte collectif :
 Collectif clients

☐ Attribuer un compte client aux commandes exportées
 Tous ☐ Hors clients en compte ☒

Catégorie tarifaire :
 Clients comptoir et Web

Modèle de règlement :
 Paiement comptant

Ventes nationales : WEBFRANCE
 Ventes UE HT : WEBEUROPE
 Ventes UE TTC : WEBEUROPETTC
 Ventes hors UE : WEBEXPORT

Date de naissance :
 Date Anniversaire

Mot de passe :
 Mot de passe

< Précédent Suivant > Annuler

Step 7 :

- You can assign the accounting categories by sales types: Domestic, EU excl. VAT, EU incl. VAT and non-EU.
- You can select the order numbering stub in the Sage software. You can also change the prefixes of possible new items and choose the item family that will be associated with them.



Trade customers within the European Union which have entered/retained their VAT number on their Oxatis order will be associated with the accounting category of "EU excl.VAT". In the absence of an Intra-community VAT number, it is the accounting category of "EU incl. tax" that will be associated with the customer.

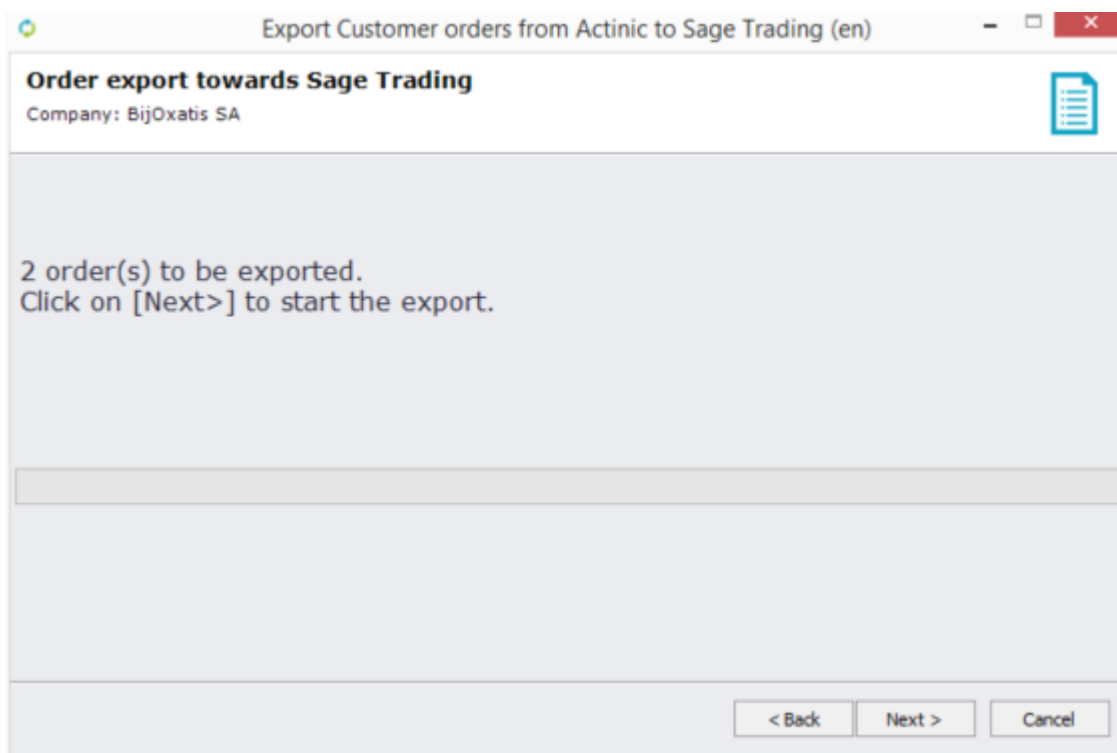


Assigning a customer to your country, to the EU or outside the EU area depends on the ISO country code of the delivery address or if not provided, its billing address.



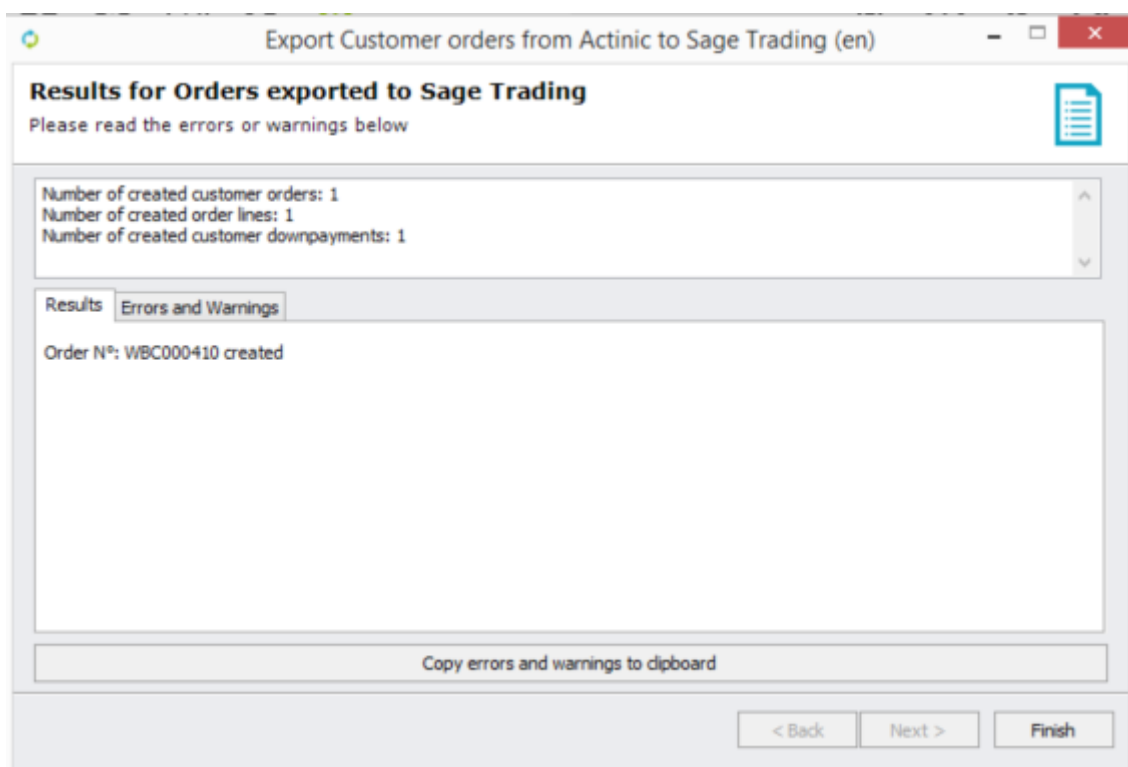
The optional automatic coding of the Sage Company settings overrides the prefix set in the Sage link.

Step 8 - The wizard calculates the number of orders for export before proposing to export.



The result of the export of orders to Sage is displayed with the number of records added or created in Sage. You can copy the contents of the **Results** tab to the clipboard to retrieve it for later consultation of all orders and other new records created in Sage.

By clicking on **Finish**, all export parameters (the association of fields and customer selection criteria) are saved.



View customer orders in **Main information** where you can find the Sage order number

Rechercher :

Order	Date	Email	Company	First	
16759384	28/10/...	02.1yv...	Carat S...	Yves	D
16759369	28/10/...	01.2fo...	Bague'...	Flora	Z

Orders

Details

Total

Main Information

Billing Address

Shipping Address

Instructions

Title:

Mr.

First Name:

Flora

Last Name:

ZHIA

Email:

01.2floraz.zhia@bagues.com

Company:

Bague's en or

VAT Reg No:

Bus Reg No:

02556852465474

Payment Method:

Wire transfer

Discount Coupon:

Invoice #:

Invoice Date:

Delivery Date:

Point of sale:

order #:

WBC000410

Displaying orders in Sage Trading i7

Consult Purchase orders created the DataPlug

Select **Sales Documents** in the menu and filter on **order**.

- List of orders exported with the DataPlug.

Sales documents								
Find								
Documents in proc	T...	S...	Status	Journal No.	Reference	Date	Customer No.	Customer name
Estimate	OR		Web	WBC000410	16759369	281016	BAGUES	Bague's en or
Order	OR		Web	WBC000408	15835944	280616	DIRECTY	Directy
Delivery schedule	OR		Web	WBC000407	15826501	270616	DIRECTY	Directy
Delivery note	OR		Web	WBC000405	15826433	270616	CARAT	Carat S.a.r.l
Return order	OR		Web	BC00630	15459676	130516	BAGUES	Bague's en or
Credit note	OR		Web	BC00629	15155746	040416	BAGUES	Bague's en or
	OR		Web	BC00628	15111183	300316	BAGUES	Baue's en or

- Consult the Oxatis order excl. VAT, which number is in the **reference** field of the Sage order.

Order : Web No. WBC000410 BAGUES Bague's en or

Functions Scales Information Bottom line Print Recognize Convert Validate

Cust Number BAGUES Date 281016 Document No. N° Pièce ... WBC000410

Status Web Delivery date Planned 281016 Reference 16759369

Job 953INDE Rep LAPERLE Delphine Header 1

Dispatch Sernam URL Transport... N° Tracking/C... Validate

Article refe...	Description	UP exT	Resource	Quantity	Packed qty	Packaging	Discount
BAAR03	Bague en argent Série Promo	372,00		1,00	1,00	Pièce(s)	6.66%

Actions

Net weight	4.23	Total exT	347,22
Gross weight	15		

New OK Cancel

In this order a new article line appears with ZREMISE as reference. This code was attributed during the second step of the export wizard which represents a global discount (Basket discount) applied to the Oxatis order.

- Valuation of the Oxatis order displayed excl.VAT

Valuation incT Order No. WBC000410

Bottom line
Downpmts
Tick file

Discount
Discount rate

Delivery/Shipping
Delivery mode: Semam
Transport costs (ExT): 15
Delivery terms: Sans conditions particulières

Discount and Tax summary

Name	Basis	Rate	Amount
Tva coll à 20%	362,22	20%	72,44

Summary incT

Total exT	362,22
Net total exT	362,22
Valuation	434,66
Var	-18,00
Total incT	416,66

OK Cancel



The document's valuation gap zone can be filled to register rounding errors. Transport costs VAT calculation is computed separately from the rest of the order. This gap will be processed accordingly to Sage's gap management settings.

- Viewing an order incl. VAT with of which its number can be found in in the reference field in SAGE

This order contains a line with the discount set in the wizard. This corresponds to an overall discount (or basket discount), of which the calculation of VAT and the accounting stem from the article settings.

Order : Web No. WBC000410 BAGUES Bague's en or

Functions Scales Information Bottom line Print Recognize Convert Validate

Cust Number: BAGUES Date: 281016 Document No. N° Pièce ...: WBC000410
Status: Web Delivery date: Planned 281016 Reference: 16759369
Job: 953INDE Rep: LAPERLE Delphine Header 1:
Dispatch: Semam URL Transport...: N° Tracking/C...: Validate

Article refe...	Description	UP exT	Resource	Res...	Quantity	Packed qty	Packaging	Discount
BAAR03	Bague en argent Série Promo	372,00			1,00	1,00	Pièce(s)	6.66%

Actions

Net weight	4.23	Total exT	347,22
Gross weight	15		

New OK Cancel

- Article accounting settings **ZREMISE** used:

Article: ZREMISE Remises, rabais, ristournes

Functions ▾ Parts list Interrogate

Identification Description Free fields Settings

Processing options
Logistics
Accounting
Production management

Accounting parameters

Domain All ▾

Category	General ac...	General ac...	Section	Centre na...	Tax 1	
Ventes F...	7097000	R.R.R. /vent...			C120/20%	Open ...
Ventes e...	7097000	R.R.R. /vent...			C00/0%	Default
Ventes D...	7097000	R.R.R. /vent...			C00/0%	
Vente CEE						
Achats F...	609000	R.R.R. obten...			D220/20%	
Achats i...	609000	R.R.R. obten...			IMP/0%	
Achats ...	609000	R.R.R. obten...			IMP/0%	
Achat CEE						
Stock Fr...						

New OK Cancel

- Valuation of the Oxatis order incl. VAT.

Valuation incT Order No. WBC000413

Bottom line
Downpmts
Tick file

Discount
Discount rate

Delivery/Shipping
Delivery mode Sernam Transport costs (ExT) 15
Delivery terms Sans conditions particulières

Discount and Tax summary

Name	Basis	Rate	Amount
Tva coll à 20%	65,75	20%	13,15

Summary incT

Total exT	65,75
Net total exT	65,75
Valuation	78,90
Var	-18,00
Total incT	60,90

OK Cancel

- The valued order includes the delivery costs that match the shipping method of the order in the Sage Link to which is assigned a delivery item.
logistical parameters of Sage shipping methods files here using the **ZPORT** item

Function library Delivery mode

Name	Transport mode code
Sernam	
TAT	
Chronopost	
75 express	
Camion EDT 75	
Camion XAZ 75	
Camion XF 57	
Colissimo	
PDP	

Open ...
Add...
Delete

Shipping method: Chronopost

Name: Chronopost

Means of transport code:

Transport cost article
This article makes it possible to determine the VAT rate to be applied to the forwarding charges and their posting.
Article: ZPORT

Forwarding charges calculation mode
Calcul. method: Fixed amount
Value: 14 exT

Carriage prepaid threshold
Calcul. method: Fixed amount
Value: 4500 exT

OK Cancel

- The Oxatis order is paid with cheque

Acomptes Bon de commande N° WBC000360

Pied
Acomptes
Echéancier

Acomptes

Imputer un acompte...

Date	N° de Pièce	Libellé	Code Jour...	Montant	Devises	Mode de règ...	Type
211215	388	La Poste	BEU	1 724,40		Chèque	

Ajouter
Supprimer

Récapitulation Net à payer

Total TTC	1 724,40
Acomptes	1 724,40
Net à payer	

OK Annuler

Displaying new customers in Sage

Exporting customer orders to Sage allows you to create new contacts in the Sage database.
Below an example of a user profile created on the Oxatis website and then exported to Sage.

- Main tab of the user profile created on the Oxatis site


User File : john smith - Element Update

[Back](#)
[Modify](#)
[Duplicate](#)
[Delete](#)
[Order list](#)
[Login as a customer](#)

[General](#)
[Categories](#)
[Visibility](#)
[Referrals](#)
[RFM Customer Rating](#)
[Tarifs](#)
[Custom Fields](#)

[MAIN](#)
[Additional](#)
[Address](#)
[Shipping Address](#)
[Address Book](#)
[Billing and Discounts](#)

Main Information

Title: Mr.
 First Name: john
 Last Name: smith
 Email: john.smith@smithjewels.test
 Password: *****
 Company:
 VAT No:
 Bus Reg No:
 Telephone:
 Mobile:
 Fax:
 Social Login:
 Language: 
 Date of Birth:

- Billing address tab in the user profile.



[Site](#)
[Galleries](#)
[Commerce](#)
[Components](#)
[Marketing](#)
[Account](#)
[Help](#)

User File : [john smith](#) - Element Update

[Back](#)
[Modify](#)
[Duplicate](#)
[Delete](#)
[Order list](#)
[Login as a customer](#)

[General](#)
[Categories](#)
[Visibility](#)
[Referrals](#)
[RFM Customer Rating](#)
[Tarifs](#)
[Custom Fields](#)

[Main](#)
[Additional](#)
[ADDRESS](#)
[Shipping Address](#)
[Address Book](#)
[Billing and Discounts](#)

Address

Address: test
test
test

City/Town: test

Country: France Metropolitan

State/County:

Postcode: 13002

- Delivery address tab in the user profile



[Site](#)
[Galleries](#)
[Commerce](#)
[Composants](#)
[Marketing](#)
[Compte](#)
[Aide](#)

Fichier des utilisateurs : [Françoise Durand](#) - Mise à jour des éléments

[Retour](#)
[Modifier](#)
[Dupliquer](#)
[Supprimer](#)
[Liste des commandes](#)
[Se connecter en tant que client](#)

[Général](#)
[Catégories](#)
[Visibilité](#)
[Filleuls](#)
[Notation Client RFM](#)
[Tarifs](#)
[Champs personnalisables](#)

[Principal](#)
[Complémentaire](#)
[Adresse](#)
[ADRESSE DE LIVRAISON](#)
[Carnet d'adresses](#)
[Facturation et remise](#)

Adresse de livraison

Civilité : M.

Prénom : Thomas

Nom : Dupond

Société : Société Dupond & Co

Téléphone : +33 1 44 55 66 77

Adresse : 2nd étage
Résidence Riviera
12 rue des lilas

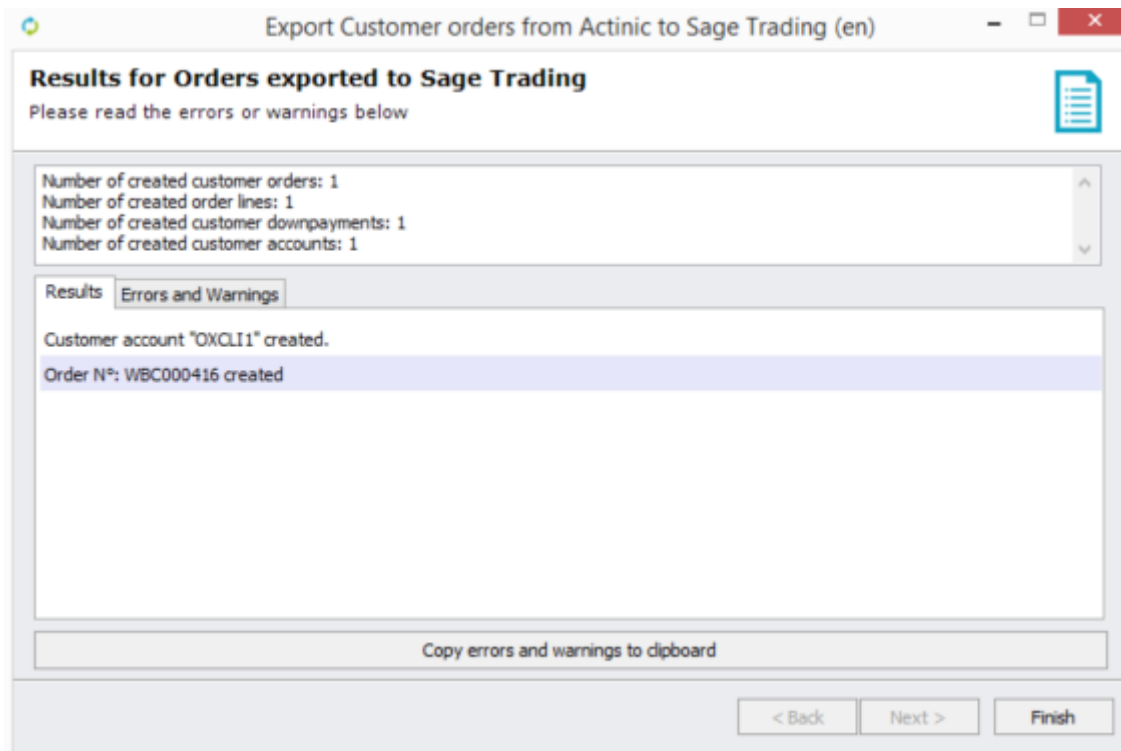
Code postal : 06800

Ville : Cagnes sur mer

Etat, Région ou Province : Paca

Pays : France métropolitaine

- When exporting an order by a new customer, Sage will inform you that a new customer has been created in the Sage.



You can view the new customer in Sage.

- Tab " **Identification** "OXCLI1 new account.

Customer : OXCLI1 smith john

Functions Letter Document Interrogate Subscriptions

Identification Contacts PLs Deliveries Banks Free fields Solvency Calendar Settings

Identification

S/P ac OXCLI1

Name smith john

Abstr smith john Quality

Controlling ac 4110000 Contact

Comment

Details

Address test

Complement test

Post code 13002 Town test

Region Country France

Telecommunications

Telephone Fax

E-mail john.smith@smithjewels.test

Internet site

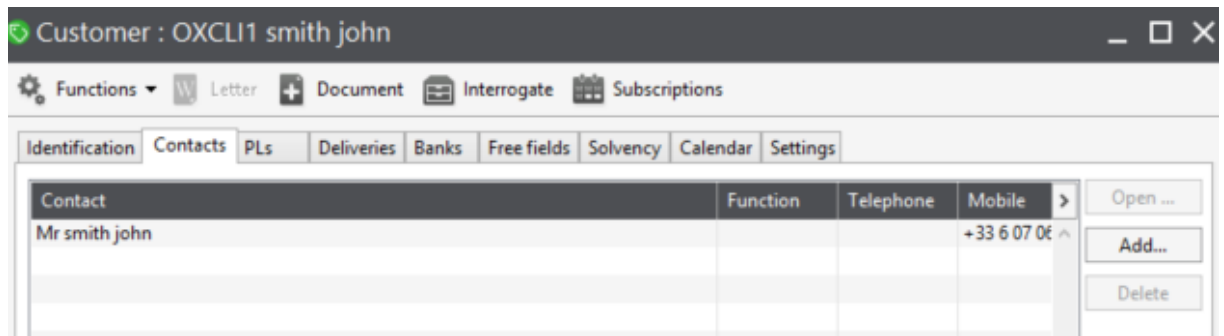
Registration number

SIRET NAF code

VAT identifier

New OK Cancel

- Tab "**contacts**" of the OXCLI1 new account.



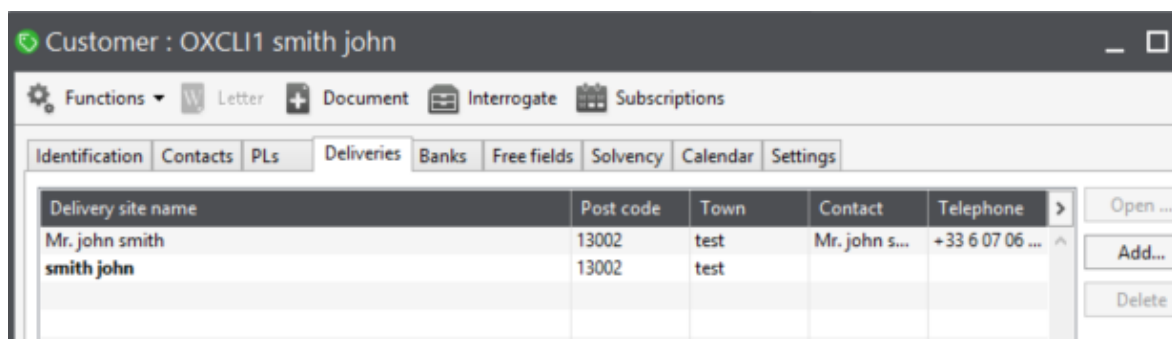
The screenshot shows a software window titled "Customer : OXCLI1 smith john". Below the title bar is a menu bar with "Functions", "Letter", "Document", "Interrogate", and "Subscriptions". Below the menu bar is a tabbed interface with tabs for "Identification", "Contacts", "PLs", "Deliveries", "Banks", "Free fields", "Solvency", "Calendar", and "Settings". The "Contacts" tab is selected. It displays a table with the following columns: "Contact", "Function", "Telephone", and "Mobile". The first row contains the data "Mr smith john", an empty cell, and "+33 6 07 06". To the right of the table are three buttons: "Open ...", "Add...", and "Delete".

Contact	Function	Telephone	Mobile
Mr smith john			+33 6 07 06



It is preferable to use **contacts** instead of the main page which has no first name area that the end user or administrator must enter on the site.

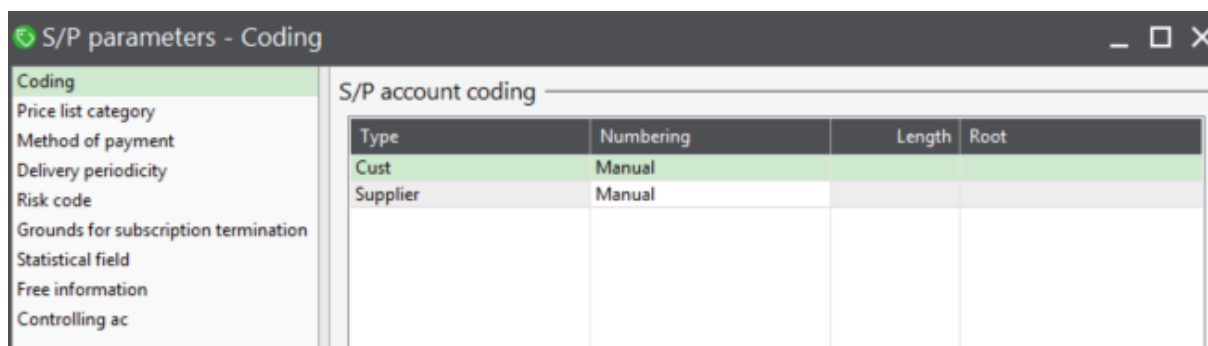
- **Delivery addresses** attached to the OXCLI1 account.



Delivery site name	Post code	Town	Contact	Telephone
Mr. john smith	13002	test	Mr. john s...	+33 6 07 06 ...
smith john	13002	test		



If customer coding is set to Manual, new accounts will follow the numbering in Sage Trading i7.



Type	Numbering	Length	Root
Cust	Manual		
Supplier	Manual		

8. ADVANCED CONNECTOR FUNCTIONS

Price management

General information on price management in Sage.

The price and discount management in Sage 100 i7 are both precise and adaptable. The data storage and calculation rules differ from the Oxatis Solution.

The Oxatis e-Commerce site is directly accessible to the end customer who benefits from its price conditions without being able to manipulate the different price priorities and discount levels, especially in the case of conflicting discounts.

The role of the Oxatis Link for Sage is to integrate data from Sage and to transfer them to the Oxatis fields so the shopping cart algorithms can process them.



The cases the Link treats are described in this section. Cases that are excluded from the Oxatis Link for Sage are also addressed to ensure you understand the extend of the functionalities that the Oxatis site and the Link for Sage offer. You will find a summary of at the end of this chapter.

The selling price is set in the article:

- 1 reference selling price
- **1 selling price for each price category** (By default the basic price)
- **1 selling price or special price for each customer** (optional but is a priority)



The selling price of an Oxatis item is primarily the customer's special price or that of its price category.

The discount is set (always optional) at the:

- **Customer file**
- **Article families** (For the customer or its price category)
- **Article file** (for the customer or its price category)

This order follows the logical order of discount application from the general (customer discount on selected items) to special(special prices).

For example:

- *This customer CARAT enjoys a 10.5% discount on all items for all BIJOU SA orders.*
- *The customer also benefits from a 25% discount on all items of the BIJOUXAR family (all silver jewelry), against only 10% for other clients of this price category.*
- *The customer (CARAT) benefits from a 50% discount on Article BAAR01 (Silver Ring of happiness) while other clients of the price category only receive a 10% discount.*

When entering a sales document, the order in which discounts are applied usually is the exact opposite:

- **Article discount** (customer discount or its price category)
- **Article family discount** (for the customer ~~or on its price category *~~)
- **Customer discount**

In our example the customer CARAT buys therefore Article BAAR01 with 50% and not 10% or 25% or 10.5%.

This is exactly what will happen if a CARAT user orders online from the oxatis site.

Volume discount grids, net discount prices, incremental or "without discount" are also managed here



* Any possible restrictions are presented below:

- **Format of amounts and quantities**

Sales prices and discounts are available on **2 decimal places** and calculated on 3.

Quantities are rounded.

- **The discount that is applied in case of conflicting discounts**

The Oxatis algorithm is variable and depends on the priority you've chosen namely " **Article discount, Family discount, User discount, Accumulated or Cascading** The manual selection inapplicable in eCommerce is the general case.

Some companies may change the **priority** applied to discounts or base their discount policy on accumulative or a **cascading** priority in particular to allow for trade negotiations at various levels.

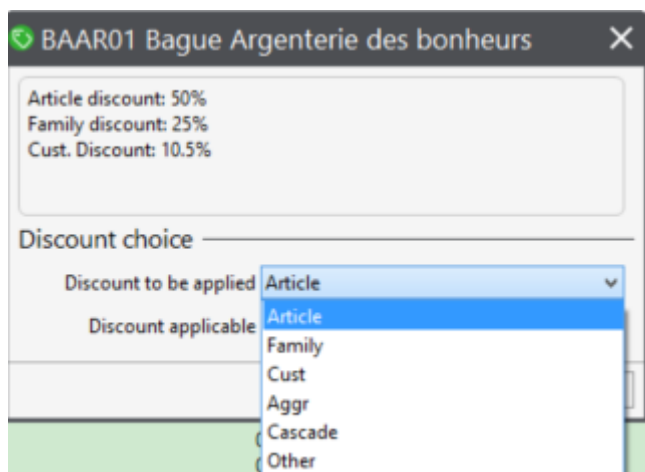
Window and possibility of setting "Discount to apply in case of conflict" Sage:

Determining the "Article discount" priority in the Oxatis link for Sage:

The priority level informed during import customers will be uploaded to the Oxatis site, which can be found in **Commerce > Item discounts > Component - Properties**



The Sage selection window that appears in the sales document entry in the case of conflicting discounts summarises the origins of the of conflict and the discount application priorities.



This window from the "Manual Selection" or when you encounter a multiple conflict not managed by Sage software is not possible on the Oxatis site, hence the application of the following rules:

Discount levels <i>Applied</i>							
ARTICLE	X	X			X		Special price or default price category
FAMILY	X		X		X	X	Customer discount on the article family
CUSTOMER	X			X		X	



Unlike Sage, which doesn't apply a discount if no article discount is found and there is a conflict in discounts between article family and the customer file (last column), Oxatis applies the family discount.

- **Article family discount for a price category**

Discounts and discount grids in the group "Article family/Price category" have no equivalent on the Oxatis site. This level is recovered during the creation of an article to the couple "Article /price category" in Sage this setting is maintained if it hasn't been changed after creation. A control phase and the use of the "Updating prices" in Sage indirectly help to have a website displaying identical behaviour to that of the ERP.

Family: BIJOUXARG Bijouterie Argent

Identification | **PLs** | Free fields | Settings

Supplier
Price list category
Discount by customer

Price list category	Coefficient	Price type	Discount
Grossistes	2	exT	
Détaillants	2	exT	
Clients comptoir et W...	2	exT	
Price in £		exT	
Nouveaux clients HT	2	exT	4.5%
Nouveaux clients TTC	2	incT	4.5%
Tarif spécial Grande Qté	2	exT	

Open ...
Delete

New OK Cancel

- **Discounts in %, units and amount**
- In addition to simple discounts in %, Sage 100 also allows for **unit discounts entry (U) or Flat (F)** Or even **formulas** inside rebate grids. Only the simple % discount is treated by the connector. In the following case, only the first line is interpreted by the connector and transmitted to the site.

CARAT - Article Rate : CHORFA Chaîne forçat Or

Current PL **New price list**

PL _____

Reference Customer No. **CARAT** ▼

Purch price Currency **None** ▼

Coefficient Price in currency

Selling price **1071** **exT** ▼ Arrondi **None** ▼

☐ Calculate Sales/Cost price

Discount _____

Discount type **Quantité** ▼

Until	Discount
5,00	1%
25,00	1%+2%
50,00	1%+2%+3%
75,00	1%+500F
100,00	1%+500U
150,00	1%+500U+500F
500,00	5%+10U+100F
99 999 999 999,00	5%+10U+100F

Add **Delete**

New **OK** **Cancel**

- **Price categories and multi-pricing**

It is possible to select 10 Price categories for online sales on 32 in Sage. If more than 5 categories are selected, the B2B pack must be enabled on the Oxatis site.

In the case of a **multi-rate management**, the function must be activated on the Oxatis site and the mapping order from "Prices" in Oxatis to "Price categories" in Sage, in the same order as specified in the connector.



Site
 Galleries
 Commerce
 Components
 Marketing
 Account
 Help

-
- Element - Editing
- Element - Classification
- Element - Layout
- Component - Properties**
- Category - Editing
- To-Do - List

Items - General Properties Definition

Modify

Taxes, Discounts and Price Display

☒ Apply the strikethrough prices after the product discount

Eco-Tax: Add eco-tax to the price

Multi-Price Management

Set Up Multi-Price Management: Yes

Default Price: Use price 3

User Categories Associated With Prices and Price Display Mode

Price 1 associated with the category:	Grossistes	[Display prices excluding VAT]
Price 2 associated with the category:	Détaillants	[Display prices excluding VAT]
Price 3 associated with the category:	Clients Comptoir et Web	[Display prices including VAT]
Price 4 associated with the category:	Nouveaux clients HT	[Display prices excluding VAT]
Price 5 associated with the category:	(User category not defined)	[Display prices excluding VAT]
Price 6 associated with the category:	(User category not defined)	[Display prices including VAT]
Price 7 associated with the category:	(User category not defined)	[Display prices including VAT]
Price 8 associated with the category:	(User category not defined)	[Display prices including VAT]
Price 9 associated with the category:	(User category not defined)	[Display prices including VAT]
Price 10 associated with the category:	(User category not defined)	[Display prices including VAT]

Import articles and price categories

- **Mapping article prices**

Oxatis and Sage price can be mapped in any order. The important thing is to keep the same order as on the multi-rate settings on the Oxatis site.

The option "**Import Rules discount for each of the tariff categories**" is used in addition to the price the rate category, recover discounts and associated grills.

The association with the concept of strikethrough prices in Oxatis is not efficient if the above option is not selected in which case the strikethrough price will be considered as the base price compared to the price in the category. The difference in % is the customer discount.

Import articles (en)

Mapping of the 10 item prices

You can assign one of Sage's 32 price list category with one of Oxatis's 10 Prices.

Mapping of the 10 article prices

<input checked="" type="checkbox"/> Price 1	Grossistes
<input checked="" type="checkbox"/> Price 2	Détaillants
<input checked="" type="checkbox"/> Price 3	Clients comptoir et Web
<input checked="" type="checkbox"/> Price 4	Nouveaux clients HT
<input type="checkbox"/> Price 5	Grossistes
<input type="checkbox"/> Price 6	Grossistes
<input type="checkbox"/> Price 7	Grossistes
<input type="checkbox"/> Price 8	Grossistes
<input type="checkbox"/> Price 9	Grossistes
<input type="checkbox"/> Price 10	Grossistes

Mapping of the 10 strikethrough prices

<input type="checkbox"/> Strikethrough price 1	Grossistes
<input type="checkbox"/> Strikethrough price 2	Grossistes
<input type="checkbox"/> Strikethrough price 3	Grossistes
<input type="checkbox"/> Strikethrough price 4	Grossistes
<input type="checkbox"/> Strikethrough price 5	Grossistes
<input type="checkbox"/> Strikethrough price 6	Grossistes
<input type="checkbox"/> Strikethrough price 7	Grossistes
<input type="checkbox"/> Strikethrough price 8	Grossistes
<input type="checkbox"/> Strikethrough price 9	Grossistes
<input type="checkbox"/> Strikethrough price 10	Grossistes

☒ Import discount rules for each price list category ☐ Show strikethrough prices

< Back Next > Cancel

Tab " **Identification** " of the article file in which appears the different article prices for each price category:

Article: BAAR01 Bague Argenterie des bonheurs

Functions ▾ Parts list Interrogate

Identification Description Free fields Settings

Identification

Reference: BAAR01 Type: Standard

Description: Bague Argenterie des bonheurs

Family: BIJOUXARG Parts list: None

Stock monitor: AUC Packaging: None

PL

Purch price: 186 Last purchase price: 163.68

Coefficient: 2 Standard cost:

Selling price: 372 SP exT Sales unit: Pièce(s)

Price list categories Customer PLs Suppliers New price list

Category	Coefficient	Selling price	Discount
Grossistes	1.6	300,00exT	10%
Détaillants	2	372,00exT	
Clients comptoir et Web	2	500,00incT	Range
Price in £		500,00	
Nouveaux clients HT	2	350,00exT	
Nouveaux clients TTC	2	372,00incT	25%
Tarif spécial Grande Qté	2	372,00exT	

Open ... Default

New OK Cancel

Price detail (current) of an article for a price category:

BAAR01 - Rate category: Clients comptoir et Web

Current PL **New price list**

PL

Purch price 186 Currency **None**

Coefficient **2** Price in currency

Selling price 500 incT Arrondi (Rounded) **None**

☐ Calculate Sales/Cost price

Discount

Discount type **Prix net**

Until	Unitprice
1,00	500,00
10,00	470,00
99 999 999 999,00	450,00

Add Delete

OK Cancel

The different types of applicable and discounts possible:

Discount

Discount type **Prix net**

- Simple
- No disc
- Quantité
- Montant
- Prix net**

Transposition in the article description in the Oxatis site including the concept of article families in Sage for pricing:

Main Information						
Code:	BAAR01					
EAN Code:	21731006					
MPN:						
Name:	Bague Argentierie des bonheurs					
Short Description:	Garantie bijoux : nos bijoux sont garantis 5 ans contre tous les vices de fabrication (dont 1 an de garantie totale). De plus, ils portent le poinçon officiel de contrôle de garantie.					
Prices:		Sale Price		Strikethrough Price		Packing Unit
		Ex VAT	Inc VAT	Ex VAT	Inc VAT	Discount
Price 1 (Grossistes)	300.00	360.00			1	BAAR01 - Grossistes
Price 2 (Détailants)	372.00	446.4			1	
Price 3 (Clients Comptoir et Web)	416.67	500.00			1	BAAR01 - Clients comptoir et Web
Price 4 (Nouveaux clients HT)	350.00	420.00			1	
Price 5	372.00	446.4			1	
Price 6					1	
Price 7					1	
Price 8					1	
Price 9					1	
Price 10					1	
Item Family:	BIJOUXARG					
Eco-Tax (Inc VAT):						
VAT Rate:	France - Standard Rate (20.0%)					
Cost (Ex VAT):						

The different types of discounts corresponding to Sage discounts plus the concept of "discount on articles, article categories, brand or category combination article / brand" corresponding to a promotional discount on an item (Oxatis)

General

Conditions

Benefits

Categories

Visibility

MAIN

Discount on the item price

Discount: 0.00 (% - Percent)

Discount Grid

Type: Discount on quantity

From	1	6	26	51					
Discount rate	5.00 %	10.00 %	12.50 %	13.00 %					

The different types of discounts corresponding to Sage discounts plus the concept of "discount on articles, article categories, brand or category combination article / brand" corresponding to a promotional discount on an item (Oxatis)

Type of discount:

All

All

Discount associated with an item and a customer (Custom price)

Discount associated with item prices

Discount associated with an item family and a customer

Discount on items, item categories, brands or item/brand category couples


Customer import, customer discount, family discounts and special prices

The option " **automatically map the price (Oxatis) with the price list (Sage)** "links the customer with his Oxatis price relative to its price category

The option " **Import product family discounts and custom prices** "Retrieves discount rates and linked to the customer (customer card, rebate per family article, except for price):

Import the customers/contacts to the DataPlug (en)

Price list category and custom prices



☒ Import product family discounts and custom prices

Priority Article discount

☐ Show strikethrough prices

☒ Automatically map the price (Oxatis) with the price list category (Sage)

< Back Next > Cancel

Family discount tab

Customer : CARAT Carat S.a.r.l

Functions Letter Document Interrogate Subscriptions

Identification Contacts **PLs** Deliveries Banks Free fields Solvency Calendar Settings

Price lists

Purchasing group Price list category **Grossistes**

Rep **PANDAN Tiffany**

Discounts

Discount rate Cash disc rate

Stat. rate AD rate

Discount by family **Special price lists**

Family	Discount
BUOUXARG Bijouterie Argent	25.00 %

Add Delete

New OK Cancel

Tab Special Price list in Sage

Discount by family **Special price lists**

Article reference	Description	Coeffi...	Selling pr...	Disco...
BAAR01	Bague Argenterie des bonheurs	2	350,00exT	50%
BAAR02	Bague argenterie série spéciale	2	350,00exT	5%
BAAR03	Bague en argent Série Promo	2	350,00exT	5%
BAOR01	Bague Or et pierres -	2	Range	Range
BAOR01+/-	Bague Or et pierres +/-	2	Range	15%
BAOR01TRIO	Bagues Or et Pierre trio	2	560,00exT	Range
BAOR01TWIN	Bagues Or et Pierres jumelles	2	560,00exT	Range
CHORFA	Chaine forçat Or		1 071,00exT	Range
LINGOR18	Lindot Or 18 cts	1.2	80 700.00e...	10%

Open ... Add... Delete

Detail of a "Special price" for a customer:

CARAT - Article Rate : BAOR01 Bague Or et pierres -

Current PL **New price list**

PL

Reference Customer No. **CARAT** ▼

Purch price Currency **None** ▼

Coefficient Price in currency

Selling price exT ▼ Arrondi (Rounded) **None** ▼

☐ Calculate Sales/Cost price

Range item price list

Pierres **All items** ▼

☒ Display active items only

Reference	Pierres	Unitprice	Sleep
	Diamant	620,00	
	Emeraude	620,00	
	Rubis	620,00	
	Saphir	620,00	

Discount

Discount type **Prix net** ▼

Until	Unitprice
10,00	600,00
50,00	550,00
99 999 999 999,00	400,00

Add
Delete

New OK Cancel

Detail of an article family discount for a customer list:

Transposition of the family discount on the Oxatis site:

Item Discounts (Special Offers) - Elements

Filter Add Delete Type of discount: Discount associated with an item family and a customer (1 Elements)

Category: ▼

<input checked="" type="checkbox"/>	Item Family	Customer	Discount	Start	End	Strikethrough prices	
<input checked="" type="checkbox"/>	...	Yves DEBANNE (02.1yves.debanne@carat.fr) ... X				▼	OK X
<input type="checkbox"/>	BIJOUXARG	Yves DEBANNE (02.1yves.debanne@carat.fr)	25.00 %				OK X

Transposition of an article discount for a customer:

Item Discounts (Special Offers) - Elements

Filter Add Delete Type of discount: Discount associated with an item and a customer (Custom price) (16 Elements)

Category: ▼

<input checked="" type="checkbox"/>	Item	Customer	Discount	Start	End	Strikethrough prices	
<input checked="" type="checkbox"/>	...	Yves DEBANNE (02.1yves.debanne@carat.fr) ... X				▼	OK X
<input type="checkbox"/>	Bague Argenterie des bonheurs	Yves DEBANNE (02.1yves.debanne@carat.fr)	350.00 (Price Ex VAT)				OK X
<input type="checkbox"/>	Bague argenterie série spéciale	Yves DEBANNE (02.1yves.debanne@carat.fr)	350.00 (Price Ex VAT)				OK X
<input type="checkbox"/>	Bague en argent Série Promo	Yves DEBANNE (02.1yves.debanne@carat.fr)	350.00 (Price Ex VAT)				OK X
<input type="checkbox"/>	Bague Or et pierres -	Yves DEBANNE (02.1yves.debanne@carat.fr)	600.00 (Price Ex VAT)				OK X
<input type="checkbox"/>	Bague Or et pierres -	Yves DEBANNE (02.1yves.debanne@carat.fr)	600.00 (Price Ex VAT)				OK X

Transposition of the discount of for a Sage customer "Article discount" that is to say to the web order line:

General	Categories	Visibility	Referrals	RFM Customer Rating	Tarifs	Custom Fields
Main	Additional	Address	Shipping Address	Address Book	BILLING AND DISCOUNTS	
Billing and Discounts						
Credit Customer: Yes						
Discount on cart: 0.00 %						
Item discount: 10.50 %						
Discount Grid:						
Pricing						
Price to use: Use Price 1						
Loyalty Program						
Available points: 1,221						
Total points earned: 1,221						

The applicable overall discount on the entire basket is "mappable" (mapping) at the final stage of customer/user import:

Import the customers/contacts to the DataPlug (en)

Oxatis fields not automatically assigned
You can assign other fields from the customer table (Sage) to the customer fields (Oxatis)

Oxatis field	Customer fields (Sage)	Default Value
Password	Mot de passe	
Subscribed to newsletters	Abonnement NewsLetter	
Customer Account	Client en compte	
Second category name		
Third category name		
Fourth category name		
Global discount rate	Remise Globale (Promo WEB)	
Date of birth	Date Anniversaire	
Comments	CT_Statistique01	
Reward points	Points fidélité restants	
Subscribed to SMS Marketing	Abonnement SMS	
Custom text field 1		
Custom text field 2		

< Back Next > Cancel

Example of a combination of an overall promotional discount type from a free information field:

Customer : CARAT Carat S.a.r.l

Functions Letter Document Interrogate Subscriptions

Identification Contacts PLs Deliveries Banks Free fields Solvency Calendar Settings

Free information

Statistical fields

Attached documents

Free information

Mot de passe test

Client en compte 1

Abonnement SMS Non

Abonnement NewsLetter 0

Commentaire Client historique de BIJOU SA (le 1er)

Date création société 01012014

Capital social

Actionnaire Pal

Score Banque de France

Remise Globale (Promo W...

Total points fidélité 198.9899

Points fidélité restants 1221

Fin validité carte fidélité 311207

Date négociation règlement

Date Anniversaire 311215

New OK Cancel

Viewing the overall discount once imported on the site:

General Categories Visibility Referrals RFM Customer Rating Tarifs Custom Fields

Main Additional Address Shipping Address Address Book BILLING AND DISCOUNTS

Billing and Discounts

Credit Customer: Yes

Discount on cart: 5.00 %

Item discount: 10.50 %

Discount Grid:

Pricing

Price to use: Use Price 1

Loyalty Program

Available points: 1,221

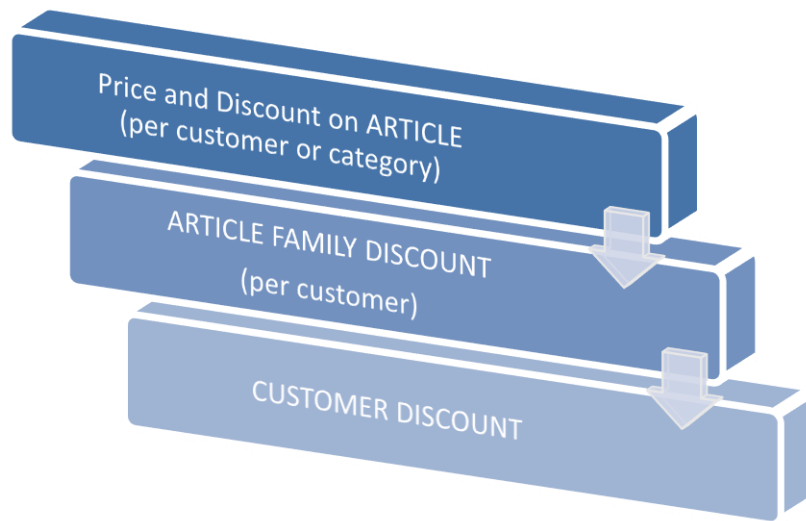
Total points earned: 1,221

Summary Oxatis / Sage prices

The features in italics are not supported in this release.

Price and Discount Management	Oxatis Link for Sage e-Commerce BtC, BtB, BtE	Sage sales management Back office
Prices	5 or 10. (Without / with pack BtoB)	32
Discount format	%	%, U, F
Discount type	Simple Excl. Discount Quantity discount (up to 10) Discount by amount (up to 10) Net price (up to 10)	Simple Excl. Discount Quantity discount (unlimited) Discount by amount (unlimited) Net price (unlimited)
Discount levels	Customer Article family / Customer Article / Category Pricing Article / Customer	Customer Article family / Category Pricing Article family / Customer Article / Category Pricing Article / Customer
Priority and conflicting discounts	Article Family Customer Cumulation Cascading	Manual Choice Article Family Customer Cumulation Cascading ... With Category / Family
Priority discount conflict	Application by priority Article family before Customer	No discount
Sale & Promotions	Updating prices (Oxatis or Sage)	Manual
	Promotion (Oxatis) Strikethrough prices (Oxatis)	Updating prices Sale & Promotions

Price and discount management with an article priority (in %)



Parts list management

This section is dedicated to the management of such items "Parts Lists" in the Sage software.



The cases the Link treats are described in this section. Cases that are excluded from the Oxatis Link for Sage parameters are also addressed to ensure you understand the extend of the functionalities that the Oxatis site and the Link for Sage have to offer. You will find a summary at the end of this chapter.

These cases are treated:

- **Manufacturing**
- **Parts list Sales/assembly Fixed** (Allow manual modification" unchecked)
- **Parts list "Sales /assembly /compound " Variable ("Allow manual modification checked) only when catalogue configurator is activated (optional) on the Oxatis site**

Non-supported cases for this version:

- related articles
- Parts list "Sales/Component"
- Parts list "Sales/assembly" with a minimum of 10 component items

Parts list "Sales/assembly" fixed Sage Pack and fixed Oxatis Pack

A Fixed Pack is an article including other previously determined articles.
Look at article ENSHF in Sage with:

- Selling price excl. VAT £2500.
- A VAT rate of 20%.
- Parts list: **Sales/Assembly (Fixed)**
- Containing multiple articles

Details of the parts list Sales/Assembly:

Article: ENSHF Ensemble Montres & stylos pour deux

Functions ▾ Parts list Interrogate

Identification Description Free fields Settings

Identification

Reference: ENSHF Type: Standard

Description: Ensemble Montres & stylos pour deux

Family: MONTREOR Parts list: Sales/assembly

Stock monitor: None Packaging: None

PL

Purch price: Last purchase price:

Coefficient: Standard cost:

Selling price: 2500 SP exT Sales unit: Pièce(s)

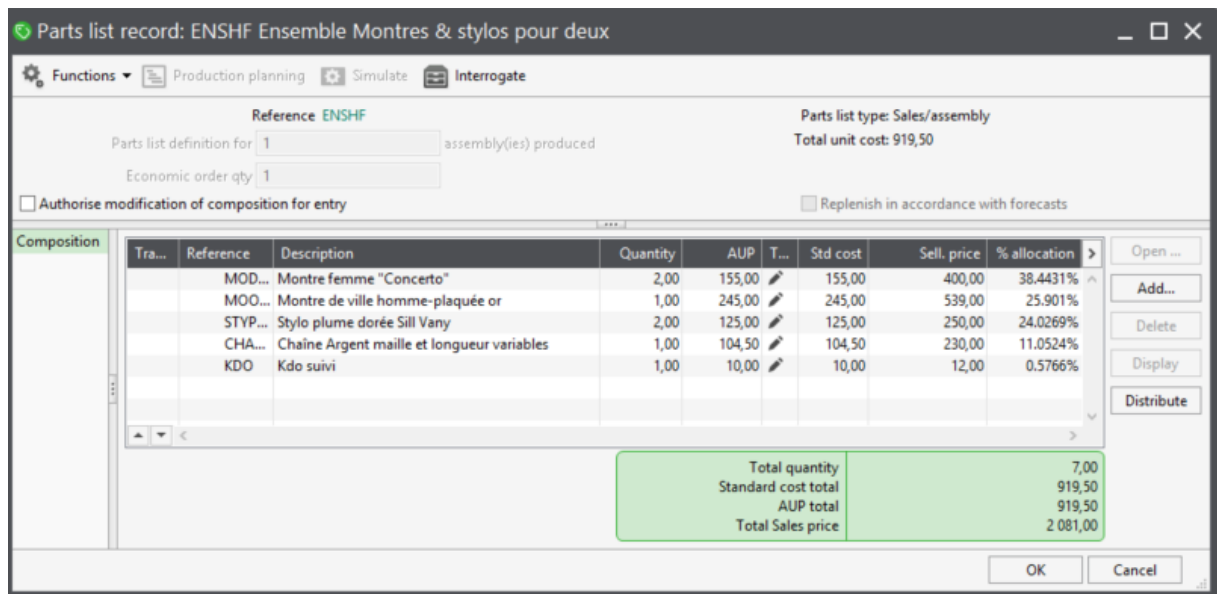
Price list categories Customer PLs Suppliers New price list

Category	Coefficient	Selling price	Discount
Grossistes		2 500,00exT	Range
Détaillants		2 500,00exT	
Clients comptoir et Web		4 000,00incT	
Price in £		2 500,00exT	
Nouveaux clients HT		2 300,00exT	
Nouveaux clients TTC		2 500,00incT	
Tarif spécial Grande Qté		2 500,00exT	

Open ... Default

New OK Cancel

Detailed components of the parts list (fixed for unauthorized modification of the composition input) – the % of distribution is important for the recovery of components in the sales document:



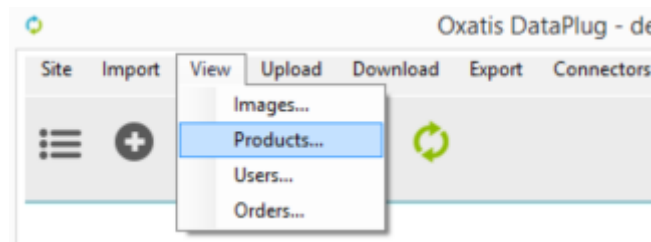
The import process is identical to other articles.

Go to **Connectors/Sage Trading i7 version 8.0** in the DataPlug choose **Import products**

A wizard will appear and guide you through the setup of the data you want to import.

At the end of the article import wizard (Sage), the main application screen refreshes and displays the number of articles imported or updated in the DataPlug including the parts list Sales/assembly articles.

You can view this data from the **View** menu or from the DataPlug group button before transferring all to the Oxatis site.



Overview of "Suggestive selling & Characteristics" tab in the list of articles of the DataPlug with the pack components:

Products

Up/Cross-Selling & Characteristics | Sage 100 Gestion Commerciale | Discount Rules

Display only data to upload

Find:

Code	Name
ENSHF	Ensembl...
ENSHF4	Le DUO ...
ENSHF2	Ensembl...
ENSHF+MAG	Ensembl...
ENSHF-	Ensembl...
ENSHF-NON	Le DUO ...
ENSHF	Watches...
ENSHF4	Watches...
ENSHF2	Watches...
ENSHF+MAG	Watches...
ENSHF-	Watches...
ENSHF-NON	Watches...

Related Products:

Related Product Of:

Higher-End Products:

Lower-End Products:

Characteristics:
[POPULARITÉ]=Le + consulté[02] |[ACTUALITÉ]=Promotion[02] |[MATIÈRE]=Alliage[AL] |[STOCK À DATE]=100[70c6dd] |[LOCATION & OCCASION]=Neuf[36ed5a]

Items in bundle :
MODIV01=2|MOOR001=1|STYPLOR=2|CHAARVARC34=1{Montant=b9fbcd;Prix net=d16af0}
|KDO=1

At the exit of the article transfer to the Oxatis site, the article is available on the latter.

In **items** then the menu **Commerce** to view the articles transferred from DataPlug:

<input type="checkbox"/>	ENSHF	Ensemble Montres & stylos pour deux	2.500,00	1	
--------------------------	-------	-------------------------------------	----------	---	--



- Site
- Galleries
- Commerce
- Composants
- Marketing
- Compte
- Aide

Article : Ensemble Montres & stylos pour deux - Propriétés

Retour Modifier Dupliquer Supprimer

Général Image(s) Catégories Référencement Langue et Visibilité Attributs Vente suggestive Caractéristiques Pack

PACK

Articles contenus dans le pack

Code	Nom	Quantité en stock	Tarif 1	Quantité
CHAARVARC34	Chaîne Argent maille et longueur variables	18	172.5	1
STYPLOR	Stylo plume dorée Sill Vany	3	250	2
KDO	Kdo suivi	300	12	1
MODIV01	Montre femme "Concerto"	995	400	2
MOOR001	Montre de ville homme-plaquée or	2	539	1

The article is well regarded as a pack containing items.

After buying an article on Oxatis, download the order on the DataPlug, then export it to Sage.

To check the order documents created via the link for Sage: Go to Sage's Process menu, then "Sales Document", and "Order". In this order is a new article line with the Sales/assembly parts list and the relevant items.

Here's the order once downloaded into the DataPlug:

Rechercher :					Orders									
					Details Total Main Information Billing Address Shipping Address Instructions									
Order number	Date	Email	Comp	F. L.	Item Code	Item Name	Quantity	Gross Price	Discount Rate	Net Price	Tax Rate	Net Amount	Ecotax Tax Included	Offered
16908099	15/11/2016 16:15	testfr@oxatis.com		t. F.	ENSHF	Ensemble M...	1	2,500.00	0.00	2,500.00	20.00	2,500.00	0.00	<input type="checkbox"/>
16907093	15/11/2016 14:44	14.1jeanluc.ponti@plat...	Pla...	J. P.										
16894295	14/11/2016 10:39	14.1jeanluc.ponti@plat...	Pla...	J. P.										
16855061	09/11/2016 11:41	14.1jeanluc.ponti@plat...	Pla...	J. P.										
16855061	09/11/2016 11:41	14.1jeanluc.ponti@plat...	Pla...	J. P.										

Once exported to Sage:

You will find in this order a new article line with the sales/assembly part list and the articles that are part of it.

Order : Web No. WBC000430 PLATI Platine & fils

Functions Scales Information Bottom line Print Recognize Convert Validate

Cust Number PLATI Date 151116 Document No. N° Pièce ... WBC000430

Status Web Delivery date Planned 151116 Reference 16907093

Job 953INDE Rep GENDRON Bernard Header 1

Dispatch Sernam URL Transport... N° Tracking/C... Validate

Article refe...	Description	UP exT	Resource	Quantity	Packed qty	Packaging	Discount
ENSHF	Ensemble Montres & stylos po...	2 500,00		1,00	1,00	Pièce(s)	
MODIV01	Montre femme "Concerto"	400,00		2,00	2,00	Unité(s)	-161.0775F
MOOR001	Montre de ville homme-plaqu...	539,00		1,00	1,00	Unité(s)	-108.525F
STYPLOR	Stylo plume dorée Sill Vany	250,00		2,00	2,00	Pièce(s)	-100.6725F
CHAAR/VAR	Chaîne Argent maille et longue...	230,00		1,00	1,00	Pièce(s)	-46.31F
KDO	Kdo suivi	15,00		1,00	1,00	Pièce(s)	0.58F

Actions

Net weight	90	Total exT	2 500,00
Gross weight	90		

New OK Cancel



Line discounts have a Fixed (F) type. Unit discount (U) – notably serialised or batch articles – are also written as “F” for the whole batch or serial numbers.

Summary of the type article parts lists Oxatis and Sage

The features in italics are not supported in this release.

Parts list management	Oxatis Link for Sage e-Commerce B2C, B2B, B2E	Sage Back office
Parts list type	None Manufacturing Sales/assembly	None Manufacturing Sales/assembly <i>Sales / component</i> <i>Linked articles</i>
Number of components	10 max. (1st article level = not manufactured article components)	<i>Unlimited</i> <i>(Up to 10 levels)</i>
Number of components per composed product	Variable	Variable <i>Fixed</i>

Discounts valuation Sage order	Flat rate (F)	Flat rate (F) <i>Units(U)</i>
--------------------------------	---------------	----------------------------------

Language management

To work with more than one language in an Oxatis site, you must duplicate the items in the desired languages to customise the properties related to each language (descriptions, categories, price, etc ...). This means that when you import articles from/to Sage, each article will be treated as a stand-alone article for each language selected in the Oxatis Link Configuration.

Let's look at an example: article **BAAR01** is part of the **file** bijou.gcm Sage Trading 100.

Indeed, if we consult the tab **descriptions** of the record, we find that the wording of the article is defined in English for **language 1**: **Silver ring**.

Article: BAAR01 Bague Argenterie des bonheurs

Functions ▾ Parts list Interrogate

Identification Description Free fields Settings

Catalogue

Bijoux ▾ Bagues ▾ None ▾ None ▾

Additional description

Language 1

Language 2

Tax code Country of orig

EDI code Shortcut

Glossary

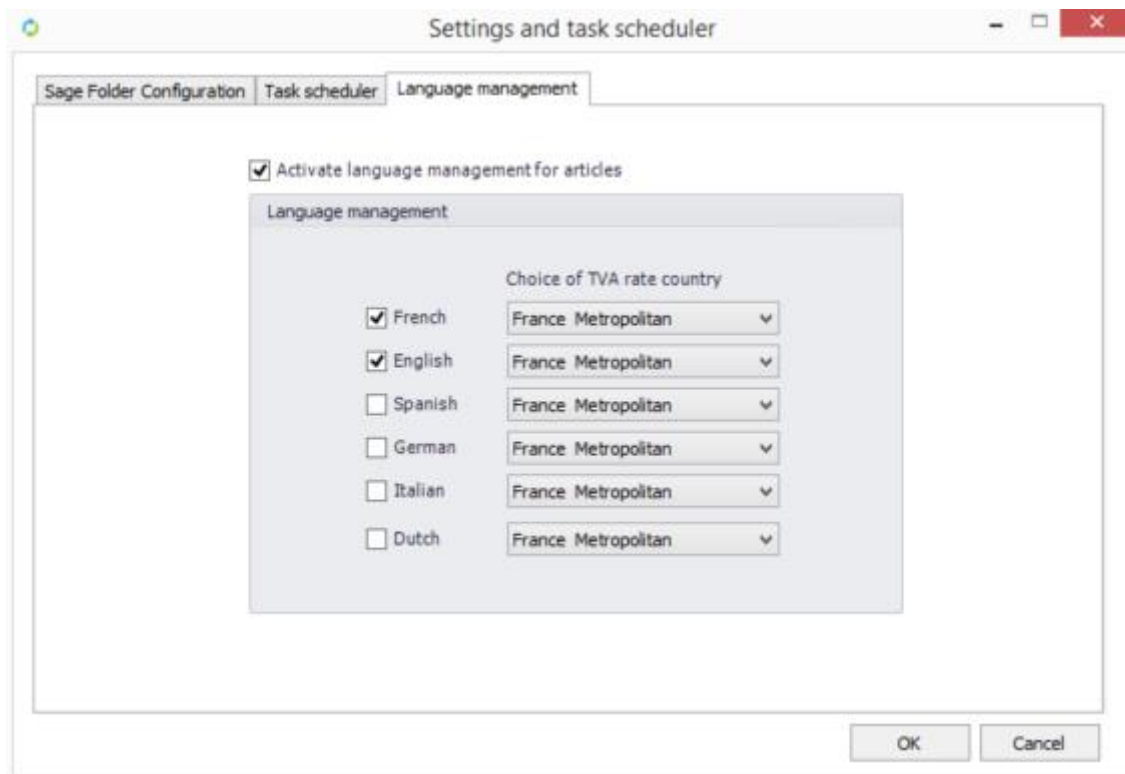
Name	Application start date	Application end date
Garantie	020516	020516

Assign... Delete

New OK Cancel

In **Connectors / i7 Sage Trading / Configuration DataPlug** in the menu and select the tab **other settings**.

Check the box **Activate language management for articles** and check the languages you want to manage in the site Oxatis.

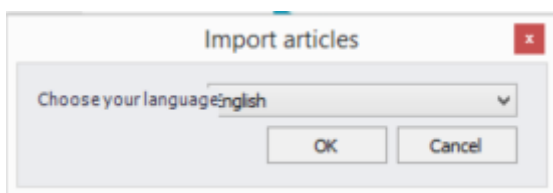


When activating a 2nd language, it is advisable to keep the tax configurations of the country of the site. If your business is based in France, but sells items internationally and have translated your site in English but still work within the French tax system: Customers who have a VAT number will be exempt from taxes.

Choose from the menu **Connectors / Sage Trading i7** DataPlug the option **Import items**.

When launching the **Import articles Wizard**, a dialog box will allow you to select the language in which you want to import the items.

The first page of the wizard displays the flag corresponding to the language and its ISO code in the window title.



Import articles (en)

Article importation

Company : BijOxatis SA

Selection	Warehouse
<input checked="" type="checkbox"/>	BijOxatis SA
<input type="checkbox"/>	Annexe BijOxatis SA
<input type="checkbox"/>	Annexe Retour Web et Magasin

Article type

☒ Actives ☐ Sleep mode ☐ All

☐ Make web articles hidden for sleep-mode articles

☐ Article family selection

From: BIJOUXARG To: ZDIVERS

< Back Next > Cancel

The article in the primary language in Sage being duplicated and renamed for each alternate language, the box **'Don't automatically fill the article's name'**

Import articles (en)

Mapping of article descriptions

You can assign glossaries to the article descriptions (Oxatis) or assign them in another step of the wizard to other fields from the article table (Sage)

Article description

☐ Map the glossaries

☐ Define a timeframe

From: 05 December 2016

To: 05 December 2016

Article detailed description

☐ Map the glossaries

☐ Define a timeframe

From: 05 December 2016

To: 05 December 2016

☒ Don't automatically fill the article's name

< Back Next > Cancel

Map the English language label in the column **AR_Langue1** to **Name**.

Import articles (en)

Oxatis Fields not automatically assigned
You can assign another fields from the article table (Sage) to the fields from the Article (Oxatis)

Oxatis fields	Article Fields (Sage)	Default value
Name	AR_Langue1	
Description		
Strikethrough Price 1 VAT Excluded		
Strikethrough Price 1 VAT Included		
Eco-Tax (Ind. VAT)		
Detailed description		
Second category name		
Third category name		
Brand name		
Display the fact that an item is in stock		
Display stock level		
Show this item even if unavailable		
Propose this item for sale even if unavailable		
Unavailability reason		

< Back Next > Cancel

By validating the article import, all filled settings are saved for the selected languages.

Then transfer the articles present in the DataPlug to the Oxatis website and view the article BAAR01 from the back office.

Items - Elements

Filter Add Delete ☐ Show options

Category: [None] ... X (2 Elements)

Characteristics: X

CODE: [ALL] 0 1 2 3 4 5 6 7 8 9 A B C D E F G H I J K L M N O P Q R S T U V W X Y Z						
<input checked="" type="checkbox"/>	Code	Name	Price 1 Ex VAT	Quantity	Language	
<input type="checkbox"/>	baar01		From <input type="text"/> To <input type="text"/>	From <input type="text"/> To <input type="text"/>	<input type="text"/>	OK X
<input type="checkbox"/>	BAAR01	Bague Argentierie des bonheurs	300.00	1069		
<input type="checkbox"/>	BAAR01	Silver ring	274.00	1071		

Note we now have 2 different articles with the same **code** BAAR01 but for two distinct languages with their own name and whose price is displayed in Pound Sterling.



When exporting orders, the choice of language is also available, so you can set different language parameters. However, regardless of the chosen language, the Dataplug will export all pending orders corresponding to the language of the order.

Currency Management



To work with multiple currencies, it is imperative to have multiple Oxatis e-Commerce sites, each displayed in their own currency.

Let's look at this example: article BAAR01 is part of **the** file bijou.gcm in Sage Trading 100.
In the tab **Identification** of the article file, we can add a new price category for a price in GBP £.

Article: BAAR01 Bague Argenterie des bonheurs

Functions ▾ Parts list Interrogate

Identification Description Free fields Settings

Identification

Reference: BAAR01 Type: Standard ▾

Description: Bague Argenterie des bonheurs

Family: BIJOUXARG ▾ Parts list: None ▾

Stock monitor: AUC ▾ Packaging: None ▾

PL

Purch price: 186 Last purchase price: 163.68

Coefficient: 2 Standard cost:

Selling price: 372 SP exT ▾ Sales unit: Pièce(s) ▾

Price list categories: Customer PLs Suppliers New price list

Category	Coefficient	Selling price	Discount
Grossistes	1.6	300,00exT	10%
Détaillants	2	372,00exT	
Clients comptoir et Web	2	500,00incT	Range
Price in £		200,00	5%
Nouveaux clients HT	2	350,00exT	

Open ...

Default

New OK Cancel

We define its price in GBP 200 with a 5% discount below.

The screenshot shows a dialog box titled "BAAR01 - Rate category: Price in £". It has a tabbed interface with "Current PL" and "New price list". The "PL" field is empty. Below this, there are several input fields and dropdown menus:

- Purch price:** 186
- Coefficient:** (empty)
- Selling price:** 372
- exT:** (dropdown menu, currently showing 'exT')
- Currency:** Livres Sterling (dropdown menu)
- Price in currency:** 200
- Arrondi (Rounded):** None (dropdown menu)
- ☐ Calculate Sales/Cost price
- Discount:** (section header)
- Discount type:** Simple (dropdown menu)
- Discount:** 5 (input field)

At the bottom right, there are "OK" and "Cancel" buttons.

Start the article import wizard for the site in Pound Sterling.

In step 10 of the price mapping, associate the newly created price category.

Here the price category **Price in £** of **Price 1**.

Import articles (en)

Mapping of the 10 item prices
You can assign one of Sage's 32 price list category with one of Oxaxis's 10 Prices.

Mapping of the 10 article prices

<input checked="" type="checkbox"/>	Price 1	Price in £
<input type="checkbox"/>	Price 2	Détaillants
<input type="checkbox"/>	Price 3	Clients comptoir et Web
<input type="checkbox"/>	Price 4	Nouveaux clients HT
<input type="checkbox"/>	Price 5	Grossistes
<input type="checkbox"/>	Price 6	Grossistes
<input type="checkbox"/>	Price 7	Grossistes
<input type="checkbox"/>	Price 8	Grossistes
<input type="checkbox"/>	Price 9	Grossistes
<input type="checkbox"/>	Price 10	Grossistes

Mapping of the 10 strikethrough prices

<input type="checkbox"/>	Strikethrough price 1	Grossistes
<input type="checkbox"/>	Strikethrough price 2	Grossistes
<input type="checkbox"/>	Strikethrough price 3	Grossistes
<input type="checkbox"/>	Strikethrough price 4	Grossistes
<input type="checkbox"/>	Strikethrough price 5	Grossistes
<input type="checkbox"/>	Strikethrough price 6	Grossistes
<input type="checkbox"/>	Strikethrough price 7	Grossistes
<input type="checkbox"/>	Strikethrough price 8	Grossistes
<input type="checkbox"/>	Strikethrough price 9	Grossistes
<input type="checkbox"/>	Strikethrough price 10	Grossistes

☒ Import discount rules for each price list category ☐ Show strikethrough prices

< Back Next > Cancel

Then transfer the articles present in the DataPlug to the Oxatis website and view the article BAAR01 from the back office.

Item : Silver ring - Properties

[Back](#) [Modify](#) [Duplicate](#) [Delete](#)

General [Image\(s\)](#) [Categories](#) [SEO](#) [Language and Visibility](#) [Attributes](#) [Up/Cross-Selling](#)

MAIN [Additional](#) [Stock](#) [Availability](#) [Weight and Dimensions](#) [Handling](#) [Intangible Items](#)

Main Information

Code: BAAR01

EAN Code: 21731006

MPN:

Name: Silver ring

Short Description:

	Sale Price		Strike through Price		Packing Unit	Discount
	Ex VAT	Inc VAT	Ex VAT	Inc VAT		
Price 1	200.00	240.00			1	BAAR01 - Price in €
Price 2					1	
Price 3					1	
Price 4					1	
Price 5					1	
Price 6					1	
Price 7					1	
Price 8					1	
Price 9					1	
Price 10					1	

Item Family: BIJOUXARG

Eco-Tax (Inc VAT):

VAT Rate: France - Standard Rate (20.0%)

Cost (Ex VAT):

Item : Silver ring - Properties

[Back](#) [Modify](#) [Duplicate](#) [Delete](#)

General Image(s) Categories SEO Language and Visibility Attributes Up/Cross-Selling Charact

MAIN Additional Stock Availability Weight and Dimensions Handling Intangible Items

Main Information

Code: BAAR01

EAN Code: 21731006

MPN:

Name: Silver ring

Short Description:

Prices:

	Sale Price		Strikethrough Price		Packing Unit	Discount
	Ex VAT	Inc VAT	Ex VAT	Inc VAT		
Price	200.00	240.00			1	BAAR01 - Price in £

Item Family: BIJOUXARG

Eco-Tax (Inc VAT):

VAT Rate: France - Standard Rate (20.0%)

Cost (Ex VAT):

Place an order on a site in Pound Sterling with the same article as below:

Order #16932974 

18 Nov 2016

Customer Information

Mr. Arsene Wenger (wenger@arsenal.uk)
Phone: +44 7112 233445

Billing Address

Emirates Stadium
London, 01800
United Kingdom

Shipping Address

Mr. Arsene Wenger
Phone: +44 7112 233445
Emirates Stadium
London, 01800
United Kingdom

Shipping Method

Royal Mail


Payment Method

Check

Details

Items	Unit Price	Quantity	Amount
Silver ring (Code: BAAR01)	£ 190.00	1	£ 190.00
Subtotal			£ 190.00
Shipping & Handling Royal Mail			£ 22.00
VAT			£ 42.40
Total			£ 254.40

Base Price (Excl. VAT)	VAT Rate	VAT Amount
190.00	20%	38.00

Order #17113430 

5 Dec 2016

Customer Information

Mr. Vernon Dursley (vernon@dursley.com)
Phone: +44 20 7031 3000

Billing Address

4 privet drive
Little Whinging, Surrey TW20 0PT
United Kingdom

Shipping Address

Mr. Vernon Dursley
Phone: +44 20 7031 3000
4 privet drive
Little Whinging, Surrey TW20 0PT
United Kingdom

Shipping Method

shipping

Payment Method

Wire transfer

Details

Items	Unit Price	Quantity	Amount
Silver ring (Code: BAAR01)	£ 190.00	1	£ 190.00
Subtotal			£ 190.00
Shipping & Handling shipping			£ 0.00
VAT			£ 38.00
Total			£ 228.00

Base Price (Excl. VAT)	VAT Rate	VAT Amount
190.00	20%	38.00

Download this order in the DataPlug and transfer it into Sage 100 Trading

When consulting generated order, you notice two things:

- The piece is converted in the bookkeeping currency in the folder Sage 100 trading, in this case the Euro.
- The piece uses the VAT calculation method.

Bon de commande : Web N° BC00829 OXCLI1 Wenger Arsene

Fonctions ▾ Barèmes Informations ▾ Pied ▾ Imprimer ▾ Comptabiliser Transformer Valider

Client Numéro ▾ OXCLI1 Date 181116 N° document N° pièce ▾ BC00829
 Statut Web Date livraison Prévüe ▾ 181116 Référence 16932974
 Affaire 953WEBEN Représentant LAPERLE Delphine Entête 1
 Expédition Sernam N° Tracking C... Référence Co... Valider

Référence article	Désignation	Quantité	Qté colisée	Conditionne	P.U. HT	P.U. Devis	Remise	P.U. net	P.U. net Devis	Montant HT	Montant HT Devis	Montant TTC	Taxe 1	Taxe 2
BAAR01	Silver ring	1,00	1,00	Pièce(s)	322,58	200,00	5%-0,0016F	306,45	190,00	306,45	190,00	367,74	20%	0%

Actions ▾ ▾ ▾

Poids net	4,23	Total HT	306,45
Poids brut	15	Total HT devise	190,00

Nouveau Supprimer Enregistrer

Nouveau OK Annuler

The name and the selling price and the currency of the article are those present in the Oxatis back office.

The currency, Pound Sterling and its present rate can be found in the Sage 100 Trading folder.

Document information

Entry parameters

Warehouse
BijOxatis SA
Contact
Dursley Vernon
Job code
954COMP
Language
None
Currency
Livre Sterling
Rate
0.62
Original IN No.

☐ Prohibit grouping of document in conversion
☐ Corrected invoice

Delivery/Shipping

Delivery site
Mr. Vernon Dursley
Delivery mode
Sernam
Delivery terms
Sans conditions particulières
Package number
1
Packing type
Pièce(s)

Price lists

Purchasing group
Rep
Payer S/P ac
OXCLI3
Price list category
Price in £
Accounting category
Ventes France
General account
4110000

Additional data

Header 1
Header 2
Header 3
Header 4
Transaction
11
System
21
Number of IN copies
1
Frequency
Semaine
Frequency start date
Frequency end date
Csh reg
Cashier

OK
Cancel

The shipping costs are also converted into euros.

Valuation incT Order No. BC00635

Bottom line
Downpmts
Tick file

Discount
Discount rate:

Delivery/Shipping
Delivery mode: Transport costs (ExT):
Delivery terms:

Discount and Tax summary

Name	Basis	Rate	Amount
Tva coll à 20%	306,45	20%	61,29

Summary incT

Total exT	306,45
Net total exT	306,45
Valuation Var	367,74
Total incT	367,74

OK Cancel

The down payment is displayed in the same currency as the Oxatis order and its value in euros.

[illegible]